



V.O.CHIDAMBARANAR PORT AUTHORITY

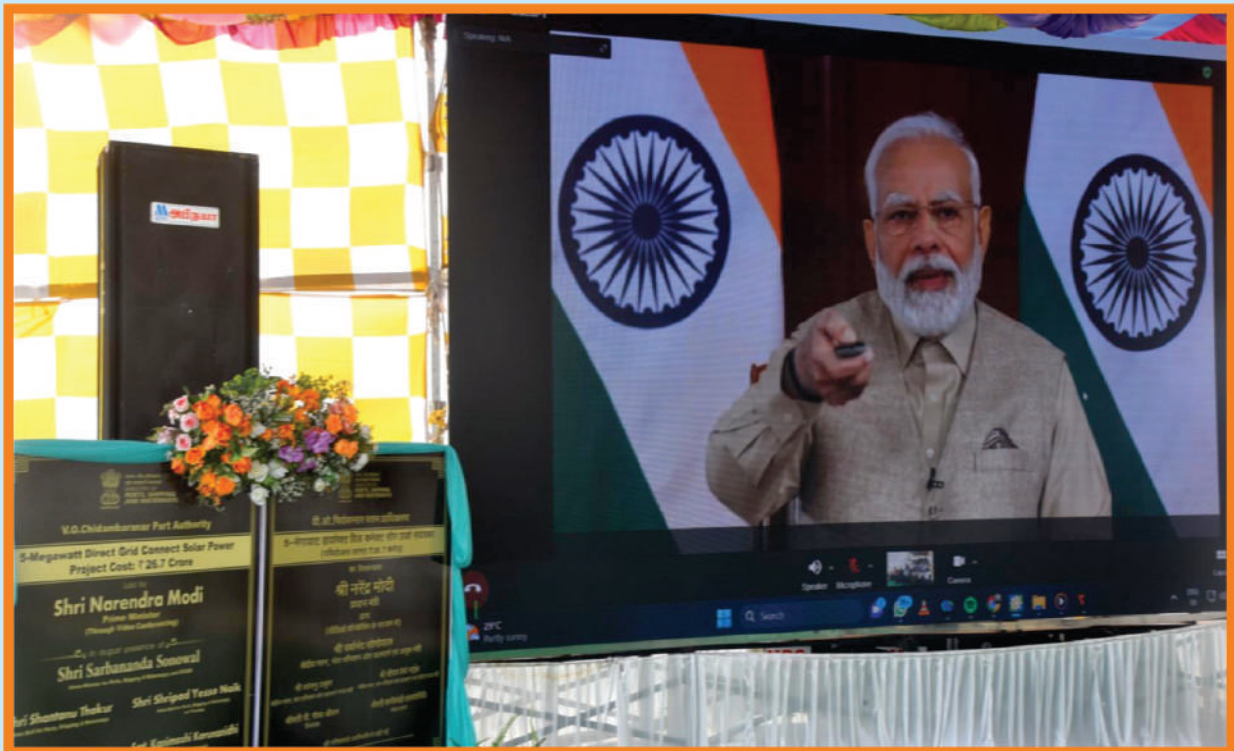
45th Administration Report 2023 - 2024



On 28.02.2024, the Hon'ble Prime Minister of India, Shri Narendra Modi laid the foundation stone for the Port's Outer Harbour Container Terminals at V.O.Chidambaranar Port Authority, Tuticorin.



Certified Under
IMS – QMS ISO 9001:2015;
EMS ISO 14001:2015;
OHSMS ISO 45001:2018
&
ISPS Code Compliant Port



The Hon'ble Prime Minister, Shri Narendra Modi, laid the foundation stone for the conversion of Berth No. 9 into a Container Terminal and inaugurated 2 MW Wind Turbine Generator and 5 MW Solar Power farm during the Global Maritime India Summit held in Mumbai, from October 17th to 19th 2023.



Shri T.K. Ramachandran, IAS, Secretary to the Government of India, Ministry of Ports, Shipping and Waterways highlighting the benefits of Outer Harbour project to the Hon'ble Prime Minister of India, Shri Narendra Modi, during his visit to VOC Port on 28.02.2024.

V.O.CHIDAMBARANAR PORT AUTHORITY

45th Administration Report 2023-24

Certified under

IMS-QMS ISO 9001:2015;
EMS ISO 14001:2015;
OHSMS ISO 45001:2018

&

ISPS Code Compliant Port



Chairperson's Message



I am privileged to present the 45th Administrative Report of the V.O. Chidambaranar Port Authority (VOCPA) to the Central Government for the financial year 2023-24. This report encapsulates our unwavering commitment to excellence in port operations and reflects our achievements and strategic initiatives over the past year.

Operational Performance

Throughout the financial year 2023-24, VOCPA has demonstrated remarkable growth across multiple performance metrics. The Port has handled an impressive 41.40 million tonnes of cargo, marking an 8.84% year-on-year increase. This growth underscores our dedication to enhancing operational capacity and our ability to adapt to evolving market demands.

Financial Performance

Financially, we achieved our highest-ever operating income of ₹984.78 crores, total income of ₹1,121.92 crores, and the industry-leading Operating Ratio of 29.45% solidified our position among India's Major Ports. These milestones are a testament to our robust operational strategies and effective management.

Infrastructure Augmentation

Infrastructure augmentation plays a vital role in enhancing the efficiency, competitiveness, and overall economic impact of this crucial trade gateway. The Port is committed to infrastructure development and we are actively engaging with potential partners through Public-Private Partnerships, fostering collaborative growth and innovation.

Completed projects:

- Strengthening of loading platform at Coal Yard at a cost of Rs.2.33 crores.
- Providing wind barrier at Coal Stack Yard at a cost of Rs.1.92 crores.
- Installation of 5 MWp solar plant at a cost of Rs. 26.70 crores.

Under Progress:

- Levelling of peripheral ash pond area at Hare Island at a cost of Rs.15.40 crores.
- Modification of the Harbour Entrance at a cost of Rs.16.39 crores.
- Installation of 2 MW WindFarm at a cost of Rs. 18.39crores.

Under Development:

- Development of Outer Harbour Project on PPP basis, for transition of the port into a Transshipment Hub Port, at a cost of Rs.7,056 crores. The foundation stone was laid by Hon'ble Prime Minister of India on February 28, 2024.
- Dredging the dock basin in-front of North Cargo Berth III to (-)15.10m including the Widened Portion of the Port Entrance, Turning Circle Portion and Channel Patches at a cost of Rs.214.23 crores.
- Establishment of 5 MLD Desalination Plant on Design, Finance, Build, Operate and Transfer (DBFOT) Basis, at a cost of Rs.124.32 crores.
- Development of 110/22 KV Sub-station and allied works at an estimated cost of Rs.70 crores

Port-led Industrialization

VOC Port has identified 765 acres of vacant land for development of Coastal Employment Unit (CEU) under the Sagarmala Program for promoting Port based industries. In the year 2023-24, Port has allotted 205.43 acres of land for establishing Green Hydrogen & Green Ammonia plants and construction of Warehouses.

Sustainability

By embracing sustainability, VOC Port mitigates its environmental impact and enhances economic competitiveness and social responsibility. The Port's Green Port initiatives, including the implementation of renewable energy solutions

and shore power facilities, reinforce our commitment to environmentally responsible practices. VOC Port has been declared a hub for green hydrogen and ammonia under the National Green Hydrogen Mission, positioning it as a key player in exporting green energy, aligning with national sustainability goals.

Technology and Innovation

In our pursuit of operational excellence, we have embraced smart port initiatives that enhance our Ease of Doing Business. The introduction of online processes for berth allocation and advanced technologies such as RFID systems, Drive-Through Container Scanners and i-VTS for safe vessel navigation and tracking exemplifies our commitment to digital transformation. Our fully automated ERP system and cloud-based platforms have streamlined the operations and significantly improving service delivery.

Looking Ahead

As we move forward with inclusive growth factors, our focus remains steadfast on sustaining this growth trajectory and reinforcing our position as the vibrant seaport of South India. We are committed to providing safe, smart, secure, and sustainable operations that bolster economic activities in our region and benefit all our stakeholders.

I extend my heartfelt gratitude to our dedicated team, stakeholders, and business partners for their unwavering support as we embark on this exciting journey toward excellence. Together, we will continue to navigate the challenges and opportunities that lie ahead.

Thank you.

(SUSANTA KUMAR PUROHIT)
CHAIRPERSON

List of Board Members under MPA Act, 2021

1. Shri T.K. Ramachandran, I.A.S : Chairperson (up to 19.06.2023)
2. Shri.Susanta Kumar Purohit,
IRSEE : Chairperson (from 26.02.2024 to till date)
3. Shri Bimal Kumar Jha : Deputy Chairperson
4. Shri. Surash Babu : Dy. Chairperson (i/c)
5. Shri. Sushil Kumar Singh, IRSME : Joint Secretary (Ports), Ministry of Ports,
Shipping and Waterways
6. Shri Pradeep Yadav, I.A.S. : Additional Chief Secretary Government
of Tamil Nadu (Highways & Minor Ports)
7. Shri R.Murugaraj, IRTS : Chief Freight Transportation Manager,
Indian Railways
8. Shri Vikas Nair, IRS : Commissioner of Customs
9. CMDE Nishant Kumar : Commanding Officer INS Kattabomman
Indian Navy
10. Shri S. Balakrishnan : Representing interest of Employees
11. Shri V. Sathyanarayanan : Representing interest of Employees

PRINCIPAL OFFICERS OF V.O.C PORT AUTHORITY DURING 2023-24

1. Shri T.K. Ramachandran, I.A.S : Chairperson (up to 19.06.2023)
2. Shri. Susanta Kumar Purohit, IRSEE : Chairperson (from 26.02.2024 to till date)
3. Shri Bimal Kumar Jha : Deputy Chairperson
4. Shri V. Surash Babu : Deputy Chairperson (I/C) from 26/02/2024 to 04/11/2024 & Chief Mechanical Engineer
5. Shri S. Murali Krishnan, IDAS : Chief Vigilance Officer
6. Shri Ashoka Kumar Sahu : Financial Adviser & Chief Accounts Officer and Secretary (St)
7. Shri K. Ravi Kumar : Chief Engineer
8. Capt. Pravin Kumar Singh : Deputy Conservator and Chief Medical Officer (St)
9. Shri R. Prabakar : Traffic Manager
10. Shri. Naresh Kumar : Chief Medical Officer (from 20.03.2024)

CONTENTS

Sl. No.	Description	Page No
PART I		
1.	Origin and Development of Port at Tuticorin	1
2.	Significant Development of the Port	3
3.	Traffic Performance of the Port since Inception	10
4.	Citizen Charter	11
5.	IMS-Integrated Management System(QMS,EMS&OHSMS)	13
6.	IMS Policy	13
7.	ISPS Security Policy	13
8.	VTS	14
9.	Work Environment	14
10.	Implementation of Right to Information Act, 2005	14
11.	Implementation of Reservation Policy	15
12.	Redressal of Public Grievances	16
13.	CSR–Activities	17
PART- II		
1.	Board Members and Board Meetings	18
2.	Report on Traffic Performance	18
3.	Report on Financial Performance	32
4.	Report on Development Projects i. Comparison of Capital Expenditure ii. Capital Expenditure	37
5.	Committees	50
6.	Manpower	52
7.	Training	52
8.	Implementation of Official Language Policy and Programmes	52
9.	Port Safety	54
10.	Port Fire Service	54
11.	Port Maintenance	55
12.	Port Meteorological Observatory	55
13.	Port Medical Services	55
14.	Welfare measures	58
15.	Industrial Relations	62
16.	Port Security	63
17.	Significant Events	63
18.	Shipping Operations	72

PART –III		
1.	Balance Sheet as at 31.03.2023	73
2.	Schedules to the Balance Sheet	
	Schedule–1 Reserves and Surpluses	76
	Schedule–2 Liability For Corporate Social Responsibility	77
	Schedule– 3 Fixed/Capital Assets	78
	Schedule–4 Investments	79
	Schedule– 4-A Cash and Bank Balances	82
	Schedule–5 Deferred Tax Liability	83
3.	Profit & Loss Account	85
4.	Schedules to Profit & Loss Account	85
	Schedule– 6 Income from Cargo handling & Storage Charges	85
	Schedule– 7 Income from Port and Dock Charges	85
	Schedule–8 Income from Railway Activity	85
	Schedule– 9 Income from Estate Rental	85
	Schedule– 10 Expenditure on Cargo Handling & Storage	86
	Schedule– 11 Expenditure on Port and Dock facilities for Shipping	86
	Schedule–12 Expenditure on Railway Activity	86
	Schedule–13 Expenditure on Rentable Lands and Buildings	86
	Schedule– 14 Expenditure on Management and General Administration	86
	Schedule– 15 Finance and Miscellaneous income	87
	Schedule– 16 Finance and Miscellaneous expenditure	87
5.	Significant Accounting Policies	88
6.	Notes to Accounts for the Financial year 2022–23	92
7.	Cases filed against Port and Pending before various forums	101
	Tax Demands	104
	Appeals filed by M/s.PSA Sical	107
8.	Notes to Profit and Loss Accounts	110
9.	Audit Report & Action Taken Notes	121

PART-IV		
1.	Vital Port Statistics	128
2.	Traffic handled according to principal commodities	135
3.	Flag wise distribution of cargo handled	136
4.	Distribution of export cargo handled according to destination	140
5.	Distribution of import cargo handled according to origin	141
6.	Number and Type of containers handled 2023-24	143
7.	Number & size of ships called at V.O.C. Port	144
8.	Performance of cargo ships (Zone "A" only)2023-24	145
9.	Distribution of Pre-berthing detention according to reasons (in days), 2023-24	146
10.	Distribution of non – working time at alongside berths according to reasons2023-24	147
11.	Berth occupancy 2023-24	150
12.	Container cargo and tare weight of containers –2023-24	151
13.	Availability of cargo handling equipments–2023-24	152
14.	Utilisation of cargo handling equipments–2023-24	153
15.	Details of Port Owned crafts–2023-24	154
16.	Performance of Dredger	156
17.	Shore Labour Productivity fortheyear2023-24	157
18.	Shore labour productivity for the year 2023-24	158
19.	Commodity–wise export cargo received by different modes of transport	159
20.	Commodity – wise import cargo despatched by different modes of transport	160
21.	Employment at Port/CHD as on 31.03.2024	161
22.	Particulars of Accidents–2023-24	161
23.	Financial Indicators–2023-24	162
24.	Staff Strength as on 31.3.2024	163
25.	SC/ST reservation as on 31.03.2024	164
26.	Particulars of strike / Stoppage of work and man days lost in 2023-24	164
27.	Particulars of Salaries and earnings per employee in 2023-24	165
28.	Port employees & Non Port Employees Quarters Details on 31.03.2024	165

29.	Additional schedule to Profit & Loss Account	166
30.	Tuticorin Port Trust Employees General Provident Fund Trust -Income & Expenditure for the year ending 31 st March,2024	168
31.	Tuticorin Port Trust Employees General Provident Fund Trust – Balance Sheet for the year ending 31 st March,2024	168
32.	Tuticorin Port Trust Employees Pension fund Trust Income & Expenditure for the year ending 31 st March 2024	169
33.	Tuticorin Port Trust Employees Pension fund Trust Balance Sheet for the year ending 31 st March,2024	169
34.	Tuticorin Port Trust Gratuity Fund Trust Income & Expenditure for the year ending 31 st March 2024	170
35.	Tuticorin Port Trust Employees Gratuity Fund Trust Balance Sheet for the year ending 31 st March,2024	170
36.	Capital Scheme more than five crores	171
37.	Capital Scheme upto five crores	172
38.	Capital Scheme more than five crores plan work awarded in 2023-24	176
39.	Capital Non plan works awarded in 2023-24	176
40.	Plan works (Capital) in progress 2023-24	177
41.	Non Plan works (Capital) in progress 2023-24	177
42.	Plan works (Capital) Completed 2023-24	178
43.	Non Plan works (Capital) Completed 2023-24	178
44.	Sanctioned plan works for the year 2023-24	179
45.	Sanctioned Non-plan works for the year 2023-24	179
46.	Green Port Initiative (Mechanical)	180



வ.உ.சி துறைமுக ஆணையம்
वी.ओ.सी पत्तन प्राधिकरण
V.O.C Port Authority

Global Connect

V.O.CHIDAMBARANAR PORT AUTHORITY



Shri T.K. Ramachandran, IAS, Secretary, Ministry of Ports, Shipping and Waterways, unveiled the New Logo of V.O. Chidambaranar Port Authority, in the presence of Shri Bimal Kumar Jha, Chairperson i/c., and senior officers on 07.09.2023.

PART - I

ORIGIN AND DEVELOPMENT OF PORT

1. ORIGIN AND DEVELOPMENT OF PORT AT TUTICORIN

1.1 INTRODUCTION

The growth of economy and social improvement of a Nation depends on the development of the Ports in the Country. Ports are the bedrock of the economic development of a Country. They act as a centre for exchange of culture, language and acts as a bridge among the Nations, by facilitating economic co-operation. They also act as an elixir for solving the food scarcity and poverty alleviation. They are the catalysts for growth and facilitates increase in foreign exchange earnings.

1.2 HISTORY OF TUTICORIN

In Literature, the earliest mention has been made in 88 AD in Greek work "Periplus of the Erythrean Sea". In AD 124, the earliest reference was made by Ptolemy who has observed—'Country of Kareoi, in the Kolkhic Gulf, where there is a pearl fishery, Sosikourai and Kolkhoi and emporium at the mouth of the river Solan'. There is little doubt that Ptolemy's Sosikuorai is no other place than Tuticorin. From AD 200 to AD 1000, no records pertaining to Tuticorin are available. However, the Tamil Literature of the period, Periyapuram mention the pearls but ignore the source. James Harnell in his report to the Govt. of Madras has highlighted the Indian Pearl Fisheries of the Gulf of Mannar discussed about Tuticorin. Although in Tamilnadu, there is a mention of Ports like Korkai, Puhar etc. Tamil literature and historical records have highlighted the Pearl Fisheries of Tuticorin and Trading in Pearls. The 7th to 9th Century AD were ruled by Pandya Kings and 10 to 12 Century AD was ruled by Chola Kings. There is a mention that there was a well guarded and natural Harbour where ships could anchor in safety in Tuticorin. Portuguese, Dutch and British ruled India in different time frame. Portuguese sailed into Tuticorin in 1532. In 1649, Dutch captured Tuticorin. Many European visitors particularly English travelers have meticulously recorded their impression of Tuticorin in 17th Century. The impression recorded by Philip Baldaeus, an English missionary, who visited Tuticorin in 1675 are graphic and valuable. The lucrative pearl fishery that flourished under the Dutch is vouch safed by Jean De Lacombe. The English East India Company took over the administration of Tuticorin and its other dependent cities like Kayalpattinam, Punnakayal, Manapad etc. on the 1st June 1825.

1.3 ROLE OF TUTICORIN IN INDIA'S INDEPENDENCE

Tuticorin became the citadel of freedom struggle in the early years of 20th Century. V.O.Chidambaram sowed the seeds of Nationalism and independence with the doctrine of Swadesism and boycott. After undergoing ordeals and struggle, he was able to launch the First Swadeshi Navigation Company in 1907. The Swadeshi vessels S.S.Galia and S.S.Lavo were operated between Tuticorin and Colombo. Launching of Swadeshi ship despite adverse environment was an important milestone in freedom struggle. Patriots like Subramania Siva and Vanchilyer have helped V.O. Chidambaram in spreading the seeds of Indian Freedom to gain independence from the clutches of the colonial rule. Thus, Tuticorin played a significant role in the Independence struggle initiated by Mahatma Gandhiji.

1.4 HISTORY OF TUTICORIN OLD PORT

In 1842, a Light House was constructed in Tuticorin. Construction of a Light House was one of the important mile stones for development of Tuticorin Harbour. The planned development of Tuticorin started in 1868. A pier at a cost of Rs.1,200/- was constructed initially. In 1873, Earl Buckingham, during his visit to Tuticorin ordered for strengthening of the pier. In 1887, the 100m pier was doubled. Subsequently, rails were laid to link Tuticorin Port with Railway Station. In 1894, wooden piers were replaced by steel structure. In 1895, reclamation of the area was undertaken at a cost of Rs.2 lakhs and a Port was built. In 1899, the railway lines were extended upto the Pier in Tuticorin Port.

1.5 HISTORY OF TUTICORIN NEW PORT

The proposal to construct a deep sea harbor at Tuticorin was first thought of in 1914. Though it was not pursued due to the outbreak of first world war. The first proposal was by Sir Wolfe Lyster Barry and Partners to examine the Prospects of development of the Port. This was followed by Bristow project in 1920 and Palmer Committee Scheme. It was dropped due to financial crisis. In 1924, Tuticorin Port Trust Act was passed by the Madras Legislature. In 1929, Sir Bristow prepared the estimate at Rs.120 lakhs for this scheme and Rs.160 lakhs for Palmer Committee

Scheme. Due to financial constraints again the scheme was abandoned In 1954, the Govt. of India appointed Chatterjee to examine the development of Tuticorin Port. He gave a proposal at an estimated cost of Rs.4.5 crores. In the meanwhile, a committee was constituted under the Chairmanship of Sir Ramasamy Mudaliar to examine linking up the development of Tuticorin with the feasibility of connecting the Palk Strait with the Gulf of Mannar at a cost of Rs.9.62crores. In 1958, Tuticorin Port Development Council was constituted consisting of local leaders, business people as members. The committee appraised Pandit Jawaharlal Nehru and Chairman of the Planning Commission as well as Central and State leaders. Pandit Nehru after patient hearing, passed the Tuticorin Harbour Project at a cost of Rs.10.27 crores for 30 ft. Harbour with four alongside berths. Based on that, M/s.Madhurani and Chacko Committee recommended for development of Tuticorin Port. In 1964, Prime Minister Lal Bahadur Shastri inaugurated the construction work of New Port. In 1974, oil mooring was installed. In 1975, VOC Berths No. 1 & 2 were commissioned and in December 1976, VOC berths No.3&4 were commissioned. The next important landmark was the integration of the erstwhile anchorage Port and Tuticorin New Harbour into an integrated Port Trust under the Major Port Trusts Act, 1963 w.e.f. 1st April, 1979. Subsequently a number of developmental activities took place matching the spectacular increase in the rate of growth of time. The MPA Act, 2021 was implemented from 03.11.2021 and V.O.Chidambaranar Port Trust was converted to V.O.Chidambaranar Port Authority.

1.6 Significant Development of the Port

24.09.2003	Completion of dredging dock basin in front of berth No.8
26.12.2003	Inclusion of our Port in Western Circuit of cruise tourism
10.07.2004	Silver Jubilee Celebration
16.09.2005	ISO 14004:2004 Certification of approval

14.07.2008	Commissioning of berth No.9
01.07.2010	Inauguration of replaced Wharf Crane in VOC Berth Concession Agreement signed with M/s. Tuticorin Coal Terminal Ltd., for development of North Cargo Berth- II for handling bulk cargoes.
11.09.2010	Cargoes on DBFOT mode
11.09.2010	concession Agreement signed for NCB- II with ABG- LDA Bulk handling India Pvt.Ltd.
30.12.2010	Inauguration of Capital Dredging
24.01.2011	Inauguration of construction of North Cargo Berth II
11.02.2011	Name changes as V.O. Chidambaranar Port Trust
06.03.2011	Inauguration of Passenger Terminal
13.06.2011	Launching of passenger ferry services- Tuticorin Colombo
27.07.2011	Merger of Cargo Handling Labour Pool with V.O.Chidambaranar Port Trust
29.03.2012	Capital Dredging work completed
15.03.2014	Taken over of VTMS by port
24.03.2014	Up-gradation of Mechanical Handling Infrastructure at VOCPT Berths (I to VI & IX) on BOO basis for a periods of 10 years - commencement of operation.
11.05.2014	Commencement of temporary operation at Berth No.8 using HMC's
01.10.2014	M/s.NTPL commenced the Commercial operation of North Cargo Berth
19.01.2015	Issue of work order for dredging in front of NCB- II and 2 Nos Shallow draught berth.
15.02.2015	Grant of license for deployment of 2 Nos. of floating cranes at VOCPT Water limits for a period of 10 years for handling the cargo in vessels at Anchorage.
12.08.2015	Radiological detection Equipment installed at the Port Entry Gates Including the gate of Extension Port (Zone B).

- 13.08.2015 100 KW Grid Connected Solar Power Plant Commissioned at Administrative Building.
- 26.10.2016 Dredging in front of NCB II & 2 Nos of Shallow Draught berth completed
- 15.02.2016 Commencement of work for appointment of EPC contractor for Design, Construction and maintenance of Truck Parking Terminal at the Port land opposite to fisheries college.
- 23.06.2016 Commencement of work for construction of dedicated berth for handling Coastal Cargo at VOCPT.
- 11.07.2016 500 KVA shore power supply facility for providing Shore supply to vessels has been commissioned under Green Port Initiative.
- 21.09.2016 Mechanizations of Cargo evacuation from 9th berth commencement of operation.
- 03.11.2016 Commencement of work for integrated drainage system in port area.
- 10.11.2016 2 Nos of Road Sweeping Machine have been put into operation as a Green Port Initiative.
- 29.11.2016 400KW Roof top solar powers Plant Commissioned.
- 23.01.2017 Commencement of work for construction of New Shopping Complex\near Port Colony area
- 01.02.2017 Commencement of work for resurfacing and widening the existing road From TTPS roundana to IOC road at VOCPT
- 31.01.2017 MOU signed with M/s.Imcola Crane Company Ltd to deploy one No. additional HMC of124T Capacit.
- 28.04.2017 Commencement of work for construction of NCB-III under EPC basis.
- 02.01.2018 Agreement signed with VJA Port terminal for development of Shallow Draught Berth for handling construction material Under PPP mode.
- 03.01.2018 One number of additional 124T harbor mobile crane commissioned.
- 22.01.2018 Commencement of work of upgradation of Coal Jetty-I&II
- 24.03.2018 Commencement of dredging in-front of Coastal Cargo Berth.
- 15.04.2018 Shri.Pon Radhakrishnan, Hon'ble Union Minister of State for Finance and Shipping Govt. of India laid the foundation stone for construction of Net weaving hall at Muthrayar Colony, Threspuram, Tuticorin

- 03.05.2018 Won the "Roll of Honour 2017 Award" from Tamil Nadu Energy Development Agency, Chennai for installation of 500KW Roof top Solar Power Projects
- 09.05.2018 Commissioned the CCTV Control Centre at South Police Station, Tuticorin.
- 25.06.2018 Inaugurated the Pradhan Mantri Bharatiya Janaushadi PARIYOJANA (PMBJP) Medical store.
- 31.12.2018 Declaration of 14.2m draft vessels in-front of berth 8th & 9th Berths.
- 21.04.2019 Completion of Upgradation work of Coal Jetty as a part of Upgradation of CJ1&II at a value of Rs.97.76 Crores through M/s. SYS-EMJAY
- 10.06.2019 An Memorandum of Understanding (MOU) was signed with Central Warehousing Corporation (CWC) for facilitating Direct Port Entry (DPE) Of e-sealed Factory stuffed Export Container to V.O.Chidambaranar Port, Tuticorin Under 'Ease of Doing Business'.
- 25.10.2019 V.O.Chidhambaranar Port has bagged National Award for Excellence in Coast Management for the year 2018, from the 'The Institute of Cost Accountants of India' under the category "Transportation and Logistics".
- 06.03.2020 Work order issued to M/s. SECI for carrying out PMC Services of the project namely, Design, Engineering, supply, construction, erection, testing and Commissioning of 5 MW (AC) grid connected ground based Solar PV Power Plant along with 10 years plant O &M
- 27.10.2020 Hon'ble Union Minister, Ministry of Ports, Shipping & Waterways (Independent charge) inaugurated 'Direct Port Entry Facility' at VOC Port developed by partnering with Central Warehousing Corporation'
- 25.02.2021 Hon'ble Prime Minister of India dedicated the 8 laning of Korampallam Bridge and rail over bridge to the Nation.
- 08.03.2021 MoPSW approval received for "Conversion of 9th Berth as Container Terminal on DBFOT basis through PPP mode"
- 02.07.2021 LoA issued for installation of Fixed Firefighting system at OJ of VOCPA at a cost of Rs.18.79 crores
- 31.07.2021 140KW Solar Roof top plant through Tamil Nadu Energy Development Agency (TEDA) completed.
- 04.08.2021 3 E- cars arrived were put into operation.
Commissioning of in motion electronic weigh bridge of 140 MT at VOC Port
- 09.10.2021 Railway Marshalling yard.
- 03.11.2021 Adoption of MPA Act, 2021 & Conversion from Trust to Authority.
- 30.11.2021 Trial run for drive through X-ray container scanner commenced. Project Cost Rs.46.26 cr.
- 05.02.2022 LoA for setting up of EV charging stations of 3 locations of VOC Port Issued to CESL
- 12.04.2022 Purchase of Electric Power from Indian Energy Exchange (IEX) through NLC India Limited -Agreement signed

- 13.04.2022 Change of Name from V.O.C Port Trust to V.O.C Port Authority
- 09.05.2022 The longest vessel MV. MSC PETRA of length overall 300m berthed at VOCPA
- 08.06.2022 Additional 3 nos. of e-cars put into operation
- 29.07.2022 LoA issued for setting up of 2MW wind farm at VOCPA on CAPEX model through M/s.NIWE
- 02.08.2022 LoA issued to TEDA for installation of 400kw Roof Top Solar Plants at Various locations
- 03.09.2022 A Concession Agreement was signed between V.O.C. Port Authority, Tuticorin & Tuticorin International Container Terminal Pvt. Ltd. (A wholly owned subsidiary of JM Baxi Ports & Logistics Ltd.) for the conversion of Berth No.9 as a Container Terminal.
- 15.09.2022 LoA issued for design, Engineering, Supply, Construction, Erection, Testing & Commissioning of 5MW (AC) Grid connected Ground based Solar PV Power Plant having 10 years lant O&M
- 30.09.2022 Shri Sarbananda Sonowal, Hon'ble Minister for Ports, Shipping & Waterways and Ayush, inaugurated the India's first Indigenously developed VTS Software by make in India initiative of NTCPWC, IIT Chennai.
- 21.12.2022 A new bunkering service was flagged off at Port for supplying bunker fuel to the ships at Anchorage.
- 11.01.2023 International luxury Cruise ship 'MS Amera' made her first call to VOC Port.
- 15.03.2023 The Port handled 36.03 Million Tonnes of cargo, and surpassed the target of 36 Million Tonnes, set by the Ministry of Ports, Shipping & Waterways, Government of India, 17 days ahead in the FY 2022-23.
- 01.04.2023 Shri Sudhansh Pant, IAS, Secretary, Ministry of Ports, Shipping and Waterways presented the annual awards to the Port users & business partners for the commendable traffic performance of 38.04 MillionTonnes during the FY 2022-23
- 03.04.2023 Shri Sudhansh Pant, IAS, Secretary, Ministry of Ports, Shipping, and Waterways, launched two mobile apps: Kappel Seithi (an intelligent Vessel Traffic System) and KapalThagaval (for the digitalization of pilot movements).Additionally, he inaugurated a Herbal Garden at the Port, consisting of more than 500 herbal plants and trees. Furthermore, he launched a web-based GIS system for measuring and identifying Port lands and assets, and integration with the Port's IT system.
- 05.04.2023 As a part of 60th National Maritime Day, Shri T.K. Ramachandran, IAS, Chairperson placed wreath at the memorial for sailors, who sacrificed their lives at sea.
- 14.04.2023 Celebrated the Birth Anniversary of Dr. B.R.Ambedkar, Shri Bimal Kumar Jha, Deputy Chairperson garlanded the statue of Dr. B. R. Ambedkar
- 05.05.2023 Shri Shantanu Thakur, Union Minister of State for Ports, Shipping and

- Waterways, inaugurated the Direct Shipping Service connecting VOC Port in Tuticorin to Male. This service aims to strengthen bilateral trade and uphold India's "Neighbourhood First" Policy
- 10.05.2023 Port was conferred with 'Sagar Shreshtha Samman' Award for overall performance. During the year 2022-23. This event was held during the Launch of 'Harit Sagar' Green Port Guidelines, at New Delhi. Shri T.K. Ramachandran, IAS, Chairperson, received the award, on behalf of the Port.
- 01.07.2023 The Port received an award for being the highest taxpayer in Madurai, Commissionerate on GST Day. Shri S. Arokiaraj, IRS, Commissioner of GST and Central Excise presented the award in Madurai
- 11.07.2023 Sri Lanka Ports Authority delegation comprising of Mr. Keith D Bernard, Chairperson, senior officials of the Port & container terminals visited the DBGT & PSA container. terminals and information centre. Shri Bimal Kumar Jha, Chairperson i/c., presented. the services offered & infrastructure available at the Port to the delegation and held discussions on the mutual business prospects
- 11.07.2023 The Port celebrated the Foundation Day. On that day, the Port extended its sincere thanks to all the Officers and Staff of the Port, Retired employees, Trade Unions, CISF Contingent, Stakeholders, Port users and Business partners
- 15.08.2023 On the occasion of Independence Day, Shri Bimal Kumar Jha, Chairperson i/c., hoisted of the National Flag 05.09.2023, Mark the 152nd Birth Anniversary of legendary freedom fighter V.O. Chidambaranar, Shri T.K. Ramachandran, IAS, Secretary, Ministry of Ports, Shipping and Waterways garlanded the statue of V.O. Chidambaranar at the Port.
- 05.09.2023 To create awareness among public about the Global Maritime India Summit-2023, Car Sticker Campaign was launched in the presence of Shri T.K. Ramachandran, IAS, Secretary, Ministry of Ports, Shipping and Waterways & Shri Bimal Kumar Jha, Chairperson i/c.
- 06.09.2023 Shri T.K. Ramachandran, IAS, Secretary, Ministry of Ports, Shipping and Waterways, inaugurated the extended Wards & Pharmacy at Port Dispensary, e-vehicle charging stations, renovated Central Industrial Security Force building at Harbour Estate and a new building for Harbour Primary School. He also reviewed the progress of the Port & various capacity augmentation projects and chaired a meeting with Port users
- 07.09.2023 Shri T.K. Ramachandran, IAS, Secretary, Ministry of Ports, Shipping and Waterways, unveiled the new logo of V.O. Chidambaranar Port Authority, in the presence of Shri Bimal Kumar Jha, Chairperson i/c., and the senior officers
- 23.09.2023 Port successfully handled 3 Green Ammonia Containers, for M/s. Tuticorin Alkali Chemical and Fertilizers Ltd., and became the first Port in India to handle Green Ammonia
- 02.10.2023 The Port participated in the Global Maritime India Summit (GMIS), organized by Ministry of Ports, Shipping and Waterways at Mumbai from 17th October to 19th October 2023. During the summit, many global firms evinced interest in various investments opportunities of the Port. MoUs were exchanged with around 12

firms worth around Rs. 2 Lakh Crores for establishing Green Hydrogen Hub, Off-shore Wind energy Hub, Commencement of Ferry Service and construction of Green tugs for use in the Port.

During the Global Maritime India Summit, Shri Narendra Modi, Hon'ble Prime Minister, laid foundation stone for conversion of Berth No. 9 as Container Terminal and inaugurated 2 MW Wind Power farm and 5 MW Solar Power farm

- 19.10.2023 Port received the Runner-up award for 'Best Stall' among Medium Sized Category from Shripad Y. Naik, Hon'ble Union Minister of State for Minister of State for Ports, Shipping & Waterways in the GMIS 2023 exhibition. Shri Bimal Kumar Jha, Chairperson i/c. & Senior officers received the award from the Hon'ble Minister
- 27.10.2023 Shri Sushil Kumar Singh, Joint Secretary, Ministry of Ports, Shipping and Waterways visited the 5 MW solar power plant and 2 MW wind turbine generator site and appreciated the Green Port initiatives taken up by the Port. He also planted a sapling at the Port's herbal garden
- 24.11.2023 The Port was declared as the Winner of Greentech Award for Environmental Excellence, at the 23rd Annual Greentech Environment Summit & Awards Event held in Srinagar
- 15.12.2023 VOC Port beat Syama Prasad Mookerjee Port, Kolkata and secured 3rd place in the 45th All India Major Ports Football Tournament, organised by Mumbai Port Authority. The Port along with Chennai Port Authority and Kamarajar Port participated in the Tamil Nadu Global Investor Meet 2024 held on January 7 and 8, 2024 in Chennai to showcase the business and investment potential at the Port
- 09.01.2024 The All India Major Ports Basket Ball tournament was inaugurated by Cmde. Nishant Kumar, Commanding Officer, INS Kattabomman. Teams from Chennai Port Authority, Paradip Port Authority, Visakhapatnam Port Authority, Syama Prasad Mookerjee Port, Kolkata, and the host VOC Port participated
- 09.01.2024 A delegation from Denmark visited the Port and held discussion with the senior officers of the Port on the Port facilities, future infrastructure plans and Green Port initiatives
- 26.01.2024 75th Republic Day was celebrated in a grand manner at the Port. Shri V. Suresh Babu, Chief Mechanical Engineer unfurled the National Flag and took salute from the contingent of CISF, Port Fire Service and Port School's NCC cadets
- 05.02.2024 The senior officers of the Port flagged off the second batch of e-cars, consisting of 14 Electric Vehicles at the Port's Administrative Office
- 23.02.2024 The Port achieved the Day's Highest cargo handled, by handling 2,04,051 tonnes, surpassing the previous volume of 2,03,500 tonnes handled on 25.11.2023
- 26.02.2024 Shri Susanta Kumar Purohit, IRSEE, assumed charge as Chairperson of the Port

- 28.02.2024, Shri Narendra Modi, Hon'ble Prime Minister of India, laid the foundation stone for the Port's Outer Harbour Container Terminal at V.O.Chidambaranar Port Authority, Tuticorin. He also laid the foundation stone, inaugurated and dedicated to the nation, various other development projects
- 05.03.2024 Port achieved a milestone by surpassing 38.04 million tonnes cargo traffic achieved during FY 2022-23
- 09.03.2024 Port achieved a historic milestone by surpassing the all-time highest ever cargo traffic of 38.46 million tonnes achieved during the financial year 2016-17. This feat was achieved 22 days ahead of the current Financial Year ending March 31, 2024

The Port handled 39.59 lakh tonnes of cargo during the month of March 2024, which is the highest tonnage handled in the month so far in the Port, surpassing the previous record of 38.67 lakh tonnes handled during the month of October 2023. The Port handled 7.47 lakh TEUs of containers, registering an increase of 1.78% over previous year's container traffic of 7.34 lakh TEUs.

The Port achieved a significant landmark by handling its highest-ever cargo traffic of 41.401 MMT in the financial year 2023-24, marking a Year - on - Year increase of 8.84%, compared to the 38.04 MMT handled in the previous Financial Year. The Port also surpassed the 40.01 MMT target set by the Ministry of Ports, Shipping and Waterways, for the financial year 2023-24

1.7 TRAFFIC PERFORMANCE OF THE PORT SINCE INCEPTION

The Traffic Performance of V.O.C Port since inception is given Below:

Year	Cargo Traffic (in Lakh tonnes)	Container Traffic(In TEUs)
1974-75	10.35	
1975-76	13.65	
1976-77	15.50	
1977-78	14.87	
1978-79	17.03	
1979-80	24.11	121
1980-81	26.31	9295
1981-82	27.06	5343
1982-83	32.29	718
1983-84	35.48	1072
1984-85	37.74	1233
1985-86	42.25	3186
1986-87	41.46	7192
1987-88	42.85	8038
1988-89	51.40	8782
1989-90	53.23	14115

1990-91	50.73	20206
1991-92	58.68	33776
1992-93	62.15	35010
1993-94	67.80	48110
1994-95	80.40	57000
1995-96	92.86	68619
1996-97	91.74	88769
1997-98	99.73	102464
1998-99	101.50	99512
1999-00	99.93	136612
2000-01	122.84	156978
2001-02	130.17	213509
2002-03	132.94	212925
2003-04	136.78	253880
2004-05	158.11	307310
2005-06	171.39	321060
2006-07	180.01	377102
2007-08	214.80	450398
2008-09	220.11	438548
2009-10	237.87	439948
2010-11	257.27	467752
2011-12	281.05	477096
2012-13	282.60	475599
2013-14	286.42	507735
2014-15	324.14	559727
2015-16	368.49	611714
2016-17	384.63	642103
2017-18	365.83	697631
2018-19	343.42	739246
2019-20	360.76	803719
2020-21	317.90	762279
2021-22	341.19	781458
2022-23	380.41	734274
2023-24	414.02	747363

2. CITIZEN CHARTER

Vision

- To become a pioneer in providing quality and efficient cargo handling facility in South India and its Hinterland.

Mission

- To be the preferred distribution hub of India
- To provide efficient sea port logistic for providing best value to our customers
- To augment capacity by developing international standard Port infrastructure and installing State – of – the – Art handling equipments.
- To ensure quick turn-around of vessels by providing facilities, up-gradation of equipments for efficient handling of cargo

Values

- A. Total satisfaction of customer.
- B. Partnership with stakeholders.
- C. Commitment to Quality and Team Work.
- D. Fairness, Accountability and transparency in work.
- E. Consideration for social and natural environment.
- F. Value addition through productivity, safety and security.
- G. Considering the vision, mission and values, to provide efficient seaport and logistics service to best value of the customers and Results Frame work Document was prepared to achieve the targets in the heads of following as per Ministry of Ports, Shipping and Waterways guidelines
- H To augment capacity of the Port by developing International Standard Infrastructure and installation of modern equipment.
- I To improve the draught in-front of the berths to handle bigger size vessels according to the requirement.
- J To provide efficient, prompt, safe and timely service to the trade at the optimum cost.
- K To enhance road and rail facility to improve speedy and safe evacuation of cargo facility.

- L Continually improve the services to meet the expectations of the Port Users, Trade, Employees, Pensioners and the Society by improving the Corporate Social Responsibility.
- M To provide cost effective operations through deep draft berths, highly mechanized and dedicated cargo handling facility.
- N To improve the green cover in the Port Premises to maintain eco-friendly environment.

3. **IMS-INTEGRATED MANAGEMENT SYSTEM (QMS, EMS & OHSMS):**

V.O.Chidambaranar Port is the First Major Port, having implemented Integrated Management System (IMS) consisting of QMS (ISO:9001:2015), EMS (ISO14001:2015) &OHSMS (ISO45001:2018) during the year 2017.

4. **IMS Policy:**

We are committed to provide seaport facilities and related support services for sea borne transport facilities by–

- Ensuring quality service to EXIM Trade, by adhering all legal requirements.
- Protecting the environment including prevention of pollution.
- Ensuring safety by preventing injury and ill health.
- Ensuring commitment of consultation and participation of workers, as well as their involvement where appropriate.
- Continually improving the overall effectiveness of IMS through, employee's motivation and empowerment with social responsibility towards the progress of the Nation.

5. **ISPS Security Policy**

V.O.Chidambaranar Port Authority is committed to provide a safe and secure working environment to all its employees, Port Users, Ships and its personnel. This will be achieved by establishing and maintaining the required security measures (as per the ISPS code) to prevent unlawful acts against people, cargo and marine assets.

6. VTS

The indigenous VTS Software is an initiative under the self-realization vision by the Honourable Prime Minister of India, for building a 'Digital India' and using Digital Technologies.

Developing indigenous VTS system that can cater to the needs of the Ports using open architecture for better integration with the existing port operation systems.

Innovative ideas have been implemented in the VOC Port by incorporating two mobile Apps i.e. the "Pilot Thagaval" – an app for obtaining the Pilot Card digitally to the Port Operating System and "Sagar Drishti"—an app for viewing the Vessel Traffic on mobile / tablets.

7. Work Environment

The Port Management has provided good work environment like proper ventilation at place of work, drinking water facilities, canteen, toilet, adequate lighting facilities, ambulance, first aid and personal protection equipments for operational Employees and Workers. Equipments safety is ensured by carrying out preventive maintenance promptly. The working area is kept clean. Adequate pollution control measures are taken up.

8. Implementation of Right to Information Act, 2005

RTI Act is implemented from October, 2005 as per the directions of the Ministry. Appellate Authority, One public Information Officer and one Assistant Public Information officer are appointed to deal with the applications / appeals. Office of the Public information Officer functions as a Single Window Agency to facilitate general public to obtain information under RTI Act, 2005.

During the year 2023-24, 104/5 applications / appeals have been received and 102/1 applications / appeal have been disposed off.

9. IMPLEMENTATION OF RESERVATION POLICY SALIENT FEATURES

- 1) 15% for SC and 7.5% for ST for Direct Recruitment on All India basis by open competition for Class-I & II posts.
- 2) 15% for SC and 7.5% for ST for promotion in respect of Class I to Class IV posts 27% for OBC for Direct Recruitment on All India basis by Open Competition for Class I to IV posts.
- 3) 19% for SC and 1% for ST for Direct Recruitment on a Local or Regional basis for Tamil Nadu for Class III & IV posts.
- 4) 4% Physically Handicapped-PH
 - a) 1% Visually Handicapped–VH
 - b) 1% Hearing Handicapped–HH
 - c) 1% Orthopedically Handicapped –OH and
 - d) 1 % autism, intellectual disability, specific learning disability and mental illness and multiple disabilities from amongst persons under clauses (a) to (c) including deaf-blindness in the post identified for each disabilities) for promotion and Direct Recruitment.
- 5) 10% and 20% for Ex-servicemen in Direct Recruitment in Class-III & IV posts respectively

As per Regulation 7 of the Tuticorin Port Trust Employees (Recruitment, Seniority and Promotion) Regulations, 2008, orders issued by the Central Government from time to time for the reservation of posts under it, (whether by direct recruitment or promotion) in favour of Scheduled castes and Scheduled tribes, Ex-serviceman, Dependents of those killed in action, Physically handicapped persons and other special categories of persons, will apply mutatis mutandis to all appointments covered by Tuticorin Port Trust Employees (Recruitment, Seniority and Promotion) Regulations, 2008. In view of the above, orders of the Central Government issued from time to time with regards to reservations are being followed in this Port.

For the precise monitoring of implementation of Reservation policy in V.O.Chidambaranar Port Authority, two Officers at the level of Senior Class I officers belonging to reserved community have been nominated as Liaison Officers, one for SC/ST and another for OBC. The Liaison Officers are periodically inspecting the Registers maintained for the Post based roster points and an officer from the reserved community is included in the committee for filling up of the posts under Direct recruitments and Departmental Promotions.

10. REDRESSAL OF PUBLIC GRIEVANCES:

Incompliance with the direction from Ministry of Shipping, for strengthening the Public Grievance Redressal Machinery, Chairperson, V.O.Chidambaranar Port Authority had appointed the Secretary of the Port Authority as Director for redressal of grievances on 7.12.2005. The details of Director of Grievances are furnished below:

Secretary (Director of Public Grievances) V.O.Chidambaranar Port
Authority, Harbour Estate, Tuticorin– 628 004
Ph:(Off)0461-2352232Fax:0461-2352301
[e.mail: secretary@vocport.gov.in](mailto:secretary@vocport.gov.in)

The above details were sent to Department of Administrative Reforms & Public Grievances, Ministry of Personnel, Public Grievances and Pensions, New Delhi with a copy to Ministry of Shipping, New Delhi for information, during September, 2007 for publishing in the website called Centralized Public Grievances Redress and Monitoring System (CPGRAMS). The Portal also facilitates to receive Grievances lodged online through internet by the citizens from any geographical locations. In addition to the above, Chairman and Deputy Chairman are also sparing time in week days for redressing the grievances of persons expeditiously. Apart from meeting Chairman and Deputy Chairman, the employees and Port Users meet all Heads of Department to redress their grievances pertaining to concerned Department.

11. CSR ACTIVITIES:

Ministry of Ports, Shipping and Waterways vide letter 12019/1/2020-PD-VI (IV) dated: 28.06.2023 has issued "Sagar Samajik Sahayog" revised CSR Guidelines for its implementation.

The Port has extended financial assistance to various agencies like District Administration Thoothukudi and other Agencies for executing various social development works in and around Tuticorin under CSR Scheme.

CORPORATE SOCIAL RESPONSIBILITY (ALLOCATION AND EXPENDITURE)

Rs. in lakhs

SI.No.	Details	2022-23	2023-24
1	Budget Allocation made	300.00	529.58
2	Balance B/fd from previous year	247.11	391.96
3	Total (1+2)	547.11	921.54
4	Less: Proposals Sanctioned	155.15	415.28
5	Balance C/fd(3-4)	391.96	506.26



வ.உ.சி துறைமுக ஆணையம்
वी.ओ.सी पत्तन प्राधिकरण
V.O.C Port Authority

Global Connect

V.O.CHIDAMBARANAR PORT AUTHORITY



At the Global Maritime India Summit, MoU was signed by the Port and EG Solwin Hybrid Pvt. Ltd., for Development of Green Hydrogen and Green Ammonia Hub, at VOC Port, at a cost of Rs.34,000 cr., in the presence of Shri Sarbananda Sonowal, Hon'ble Union Minister of Ports, Shipping and Waterways on 17.10.2023, held at Mumbai.

PART - II

TRAFFIC AND FINANCIAL PERFORMANCE OF THE PORT

1. BOARD MEMBERS AND BOARD MEETINGS

From November 2021 V.O.Chidambaranar Port was constituted as V.O.Chidambaranar Port Authority under Chapter II Section 3 (1) of the Major Port Authority Act, 2021 by the Central Government. The Board consists of Chairperson, Deputy Chairperson and 10 Board Members under Major Port Authority Act 2021.

Board Meetings:-4 Ordinary Meetings of the Board were conducted during the Financial year 2023-24 under the MPA Act 2021.

2. REPORT ON TRAFFIC PERFORMANCE

During the financial year 2023-24, V.O. Chidambaranar Port Authority handled cargo traffic of 414.02 Lakh tonnes over the previous year cargo traffic of 380.41 lakh tonnes registering an increase of 8.84%. The Imports accounted for 322.85 lakh tonnes registering an increase of 12.90% compared to the previous year, Exports accounted for 89.55 lakh tonnes registering an increase of 0.01% compared to the previous year and bulk Transshipment accounted for 1.61 lakh tones.

2.1 Traffic at a glance:

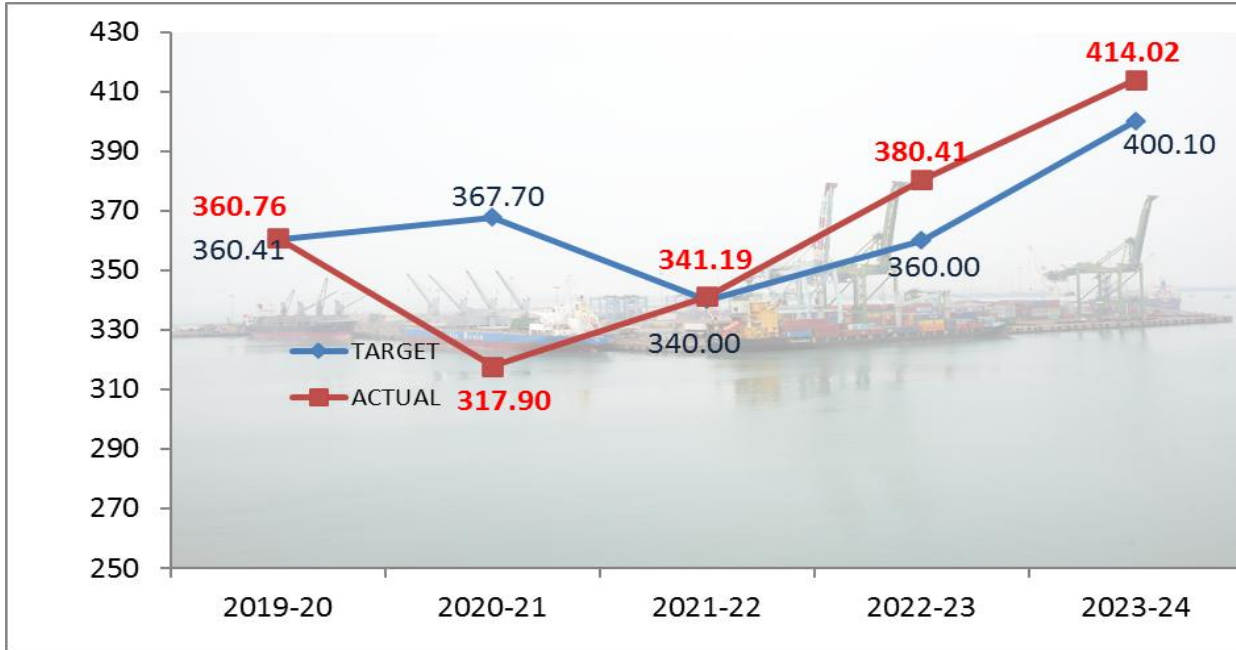
Sl. No	Description	2022-23	2023-24	% Variation
1	Total Cargo Handled (In Lakh Tonnes)	380.41	414.02	(+) 8.84
2	Imports (In Lakh Tonnes)	285.97	322.85	(+)12.90
3	Exports (In Lakh Tonnes)	89.54	89.55	(+) 0.01
4	Bulk Transshipment (In Lakh Tonnes)	4.90	1.61	(-)67.14
5	Container (In TEUs)	7,34,274	7,47,363	(+)1.78

2.2: Comparative traffic of V.O.Chidambaranar Port with other Major Ports 2023 – 24 (IN MMT)

MAJOR PORTS	ACTUAL TRAFFIC		% OF VARIATION AGAINST PREVIOUS YEAR	RANK
	2022-23	2023-24		
MORMUGAO	17.33	20.62	19.0	1
NEW MANGALORE	41.42	45.71	10.4	2
VISAKHAPATNAM	73.75	81.09	10.0	3
V.O. CHIDAMBARANAR	38.04	41.40	8.8	4
PARADIP	135.36	145.38	7.4	5
MUMBAI	63.61	67.26	5.7	6
CHENNAI	48.95	51.59	5.4	7
KAMARAJAR (ENNORE)	43.51	45.28	4.1	8
COCHIN	35.26	36.32	3.0	9
JNPA	83.86	85.82	2.3	10
SMP, KOLKATA	65.66	66.39	1.1	11
DEENDAYAL	137.56	132.37	-3.8	12
TOTAL	784.31	819.23	4.5	

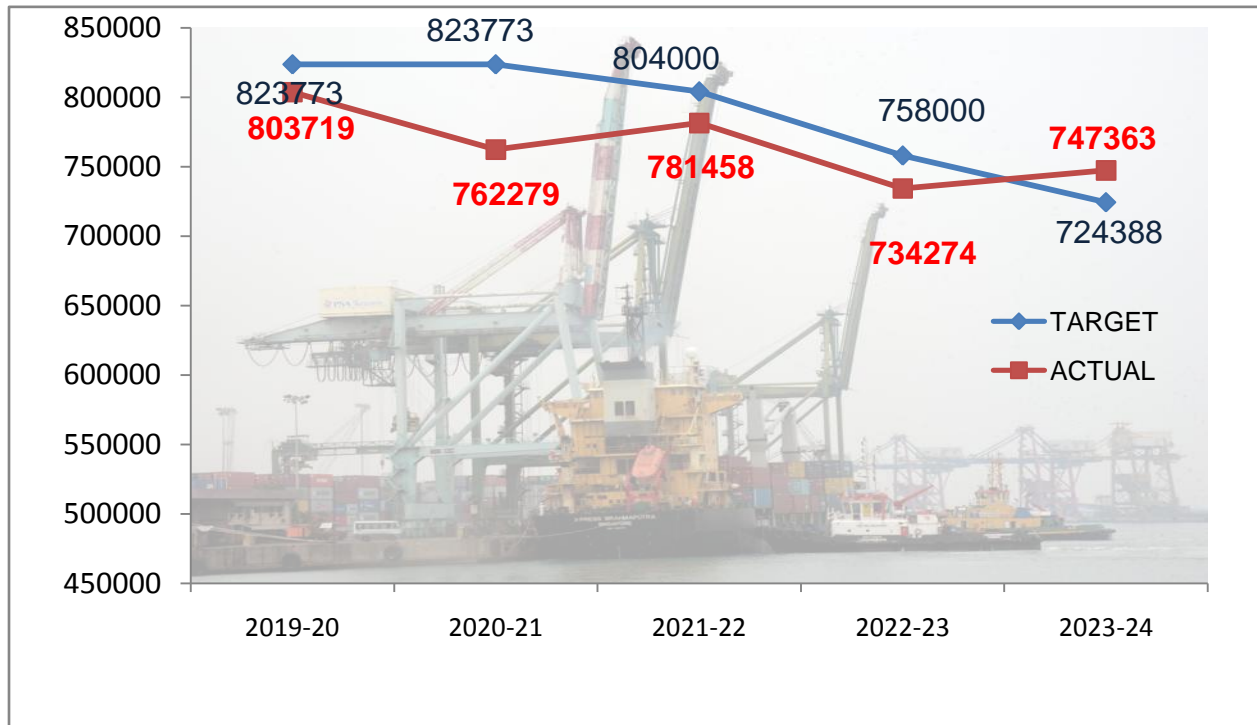
2.3 Traffic Performance from 2019-20 to 2023-2024

(In Lakh Tonnes)



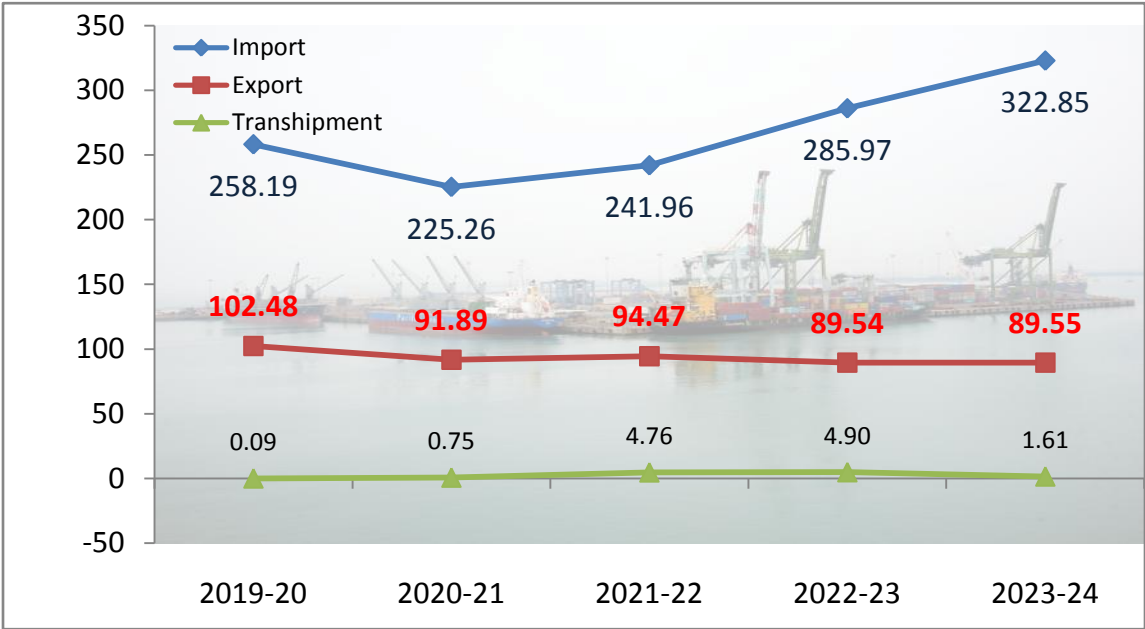
2.4 Container Traffic from 2019-20 to 2023-2024

(In TEUs)



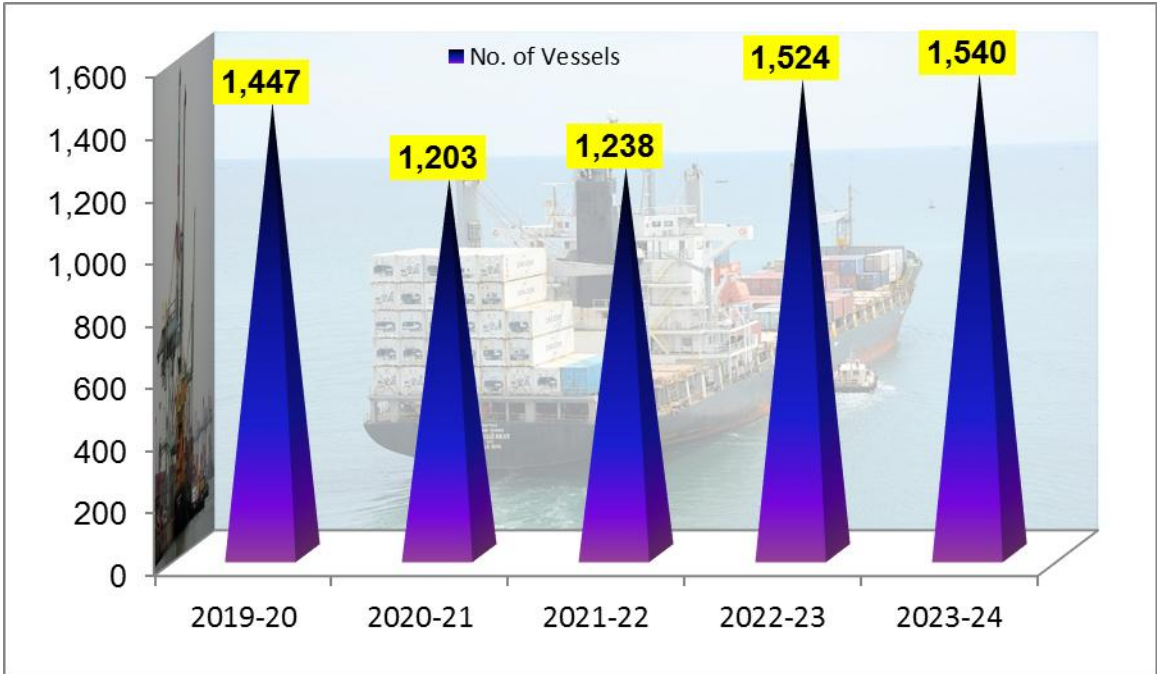
2.5 Import / Exports/Transhipment from 2019-20 to 2023-24

(In Lakh Tonnes)



2.6 Vessels Handled from 2019-20 to 2023-24.

(In Nos)



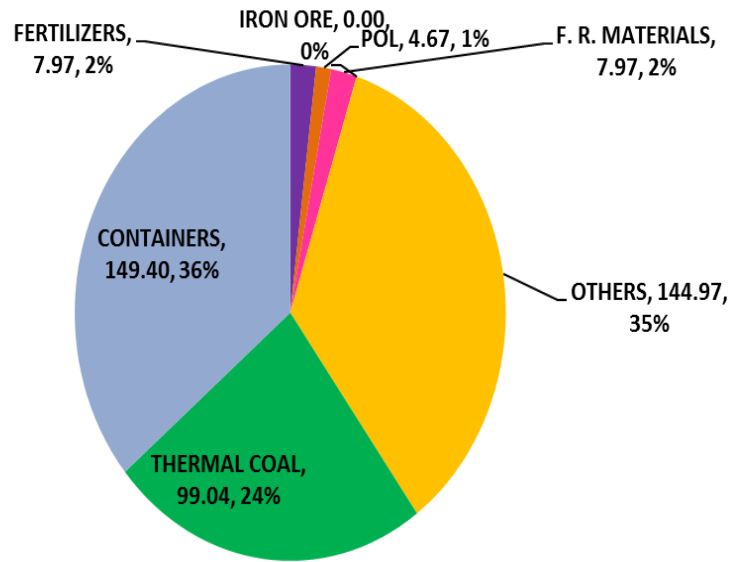
2.7 Principle commodity-wise Traffic 2023-24

(in Lakh Tonnes)

Sl. No	CARGO	Actuals 2022-23	RE Target 2023-24	Actuals 2023-24	Variation to Target (in %)	Variation to previous year (in %)
1	POL	2.99	4.45	4.67	(+) 4.94	(+) 56.19
2	Iron Ore	0.25	0.00	0.00	-	0.00
3	Fertilizers	6.66	11.15	7.97	(-) 28.52	(+)19.67
4	Fertilizers Raw Materials	7.39	7.86	7.97	(+)1.40	(+)7.85
5	Thermal Coal	101.58	100.92	99.04	(-)1.86	(-)2.50
6	Containerized Cargo	146.78	144.81	149.40	(+)3.17	(+)1.78
7	Other Cargo	114.76	130.91	144.97	(+)10.74	(+)26.32
	Total	380.41	400.10	414.02	(+) 3.48	(+)8.84
8	Containers (In TEUs)	7,34,274	7,24,388	7,47,363	(+)3.17	(+)1.78

Cargo Profile of Traffic handled during 2023-24.

(414.02 Lakh Tonnes)



Comparison with Target for 2023-24:

An increase of 3.48% in Traffic than the Ministry's target of 400.10 Lakh tonnes was due to handling higher volume of POL – 4.67 Lakh tonnes (+) 4.94 %, F R Materials – 7.97 Lakh tonnes (+) 1.40% , Container Cargo – 149.40 Lakh tonnes (+) 3.17 and other Cargo – 144.97 Lakh tonnes (+)10.74%.

Comparison with Actuals in the previous year 2022-23:

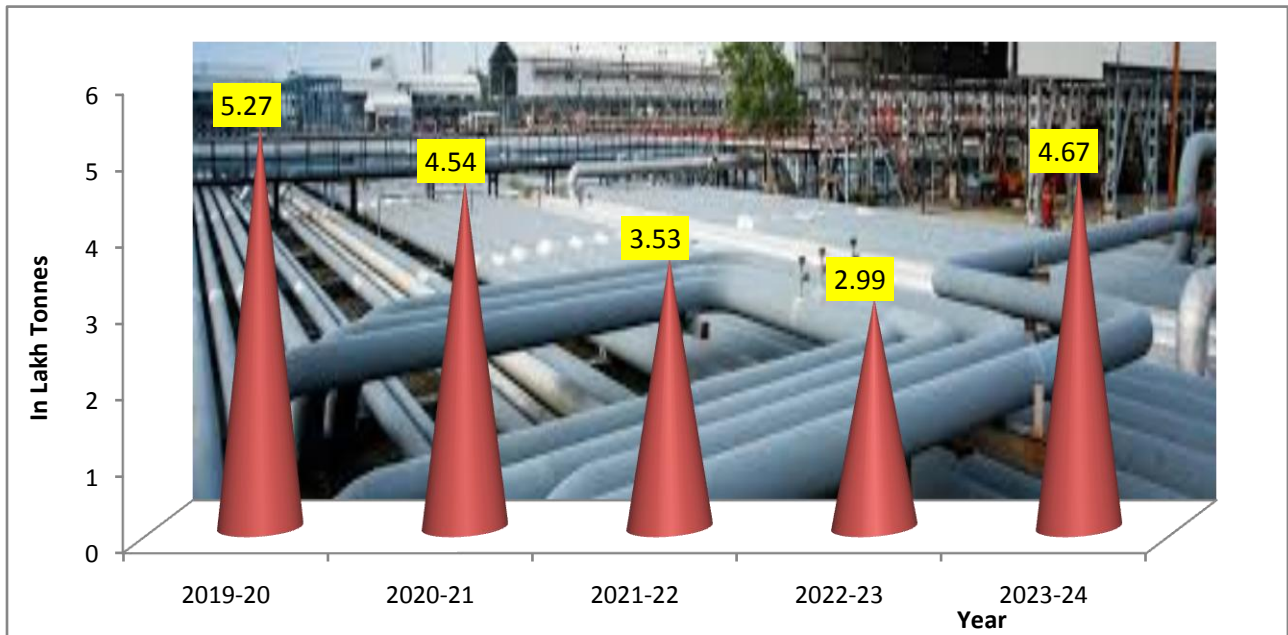
An increase of 8.84% compared to the previous year also due to handling higher volume of POL – 4.67 Lakh tonnes (+) 56.19 %,Fertilizer– 7.97 Lakh tonnes (+)19.67%, F R Materials – 7.97 Lakh tonnes (+) 7.85%, Container Cargo – 149.40 Lakh tonnes (+) 1.78% and other Cargo – 144.97 Lakh tonnes (+)26.32%.

2.8 Traffic Trend

The Trend of Traffic of the Principal Commodities for the past 5 years is given in the following Charts:-

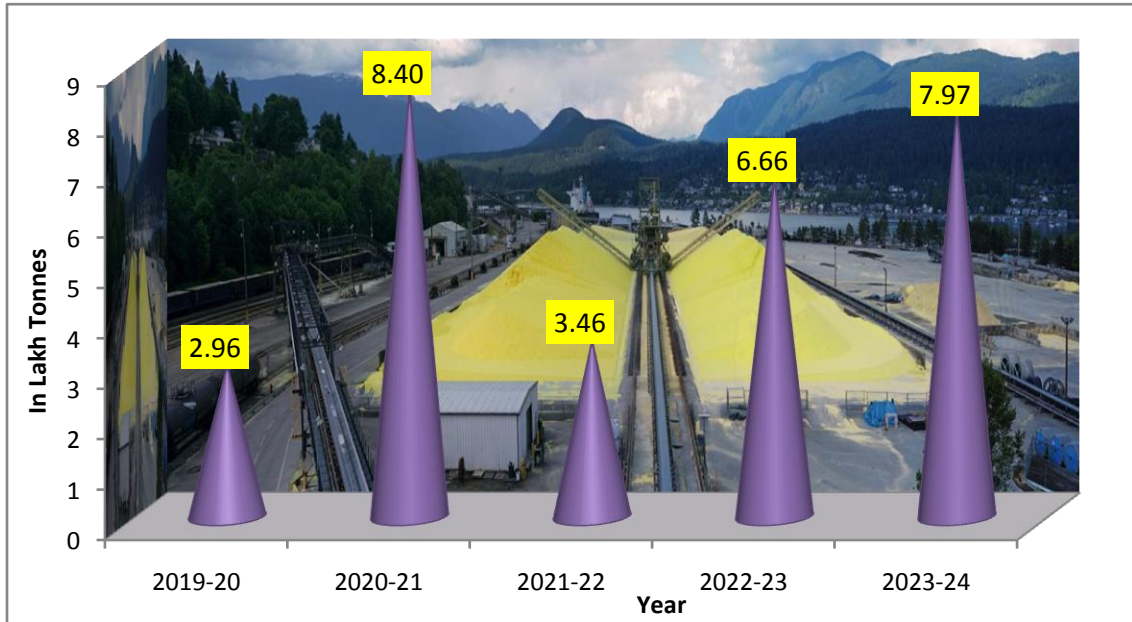
2.8.1 Traffic in POL Products from 2019-20 to 2023-24.

(In Lakh Tonnes)



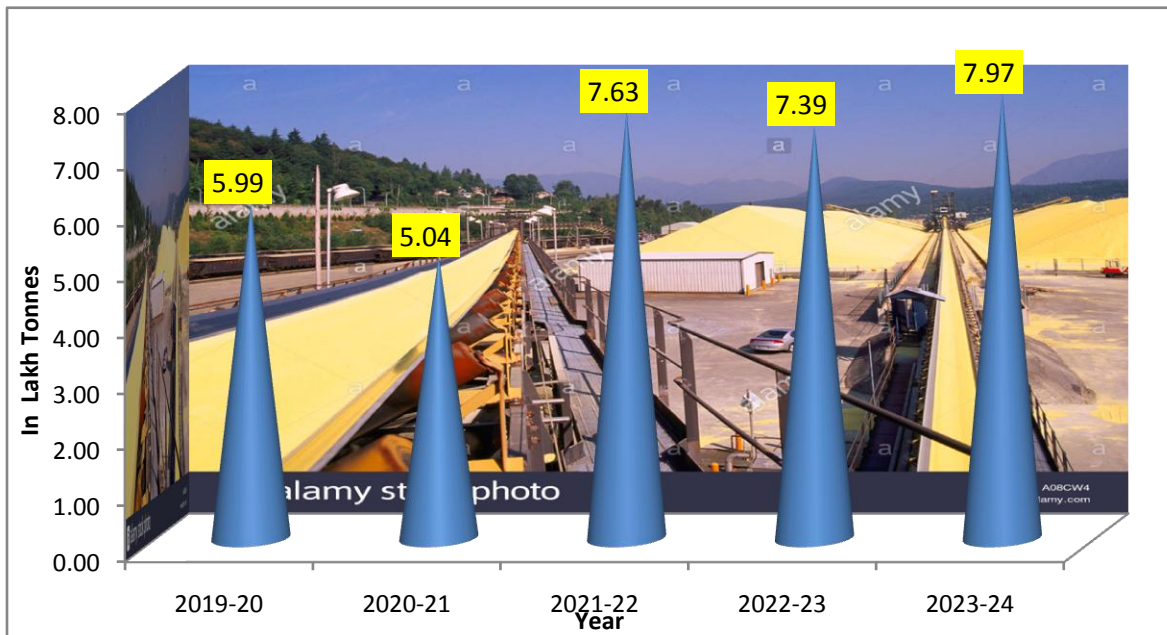
2.8.2 Traffic in Fertilizer from 2019-20 to 2023-24

(In Lakh Tonnes)



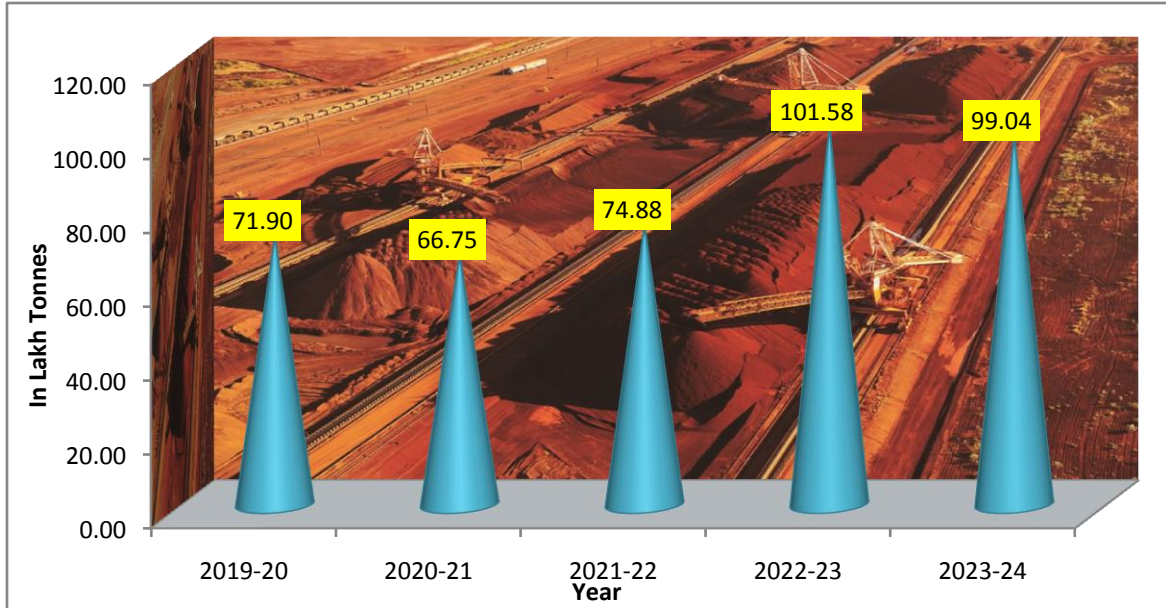
2.8.3 Traffic in Fertilizer Raw Material from 2019-20 to 2023-24

(In Lakh Tonnes)



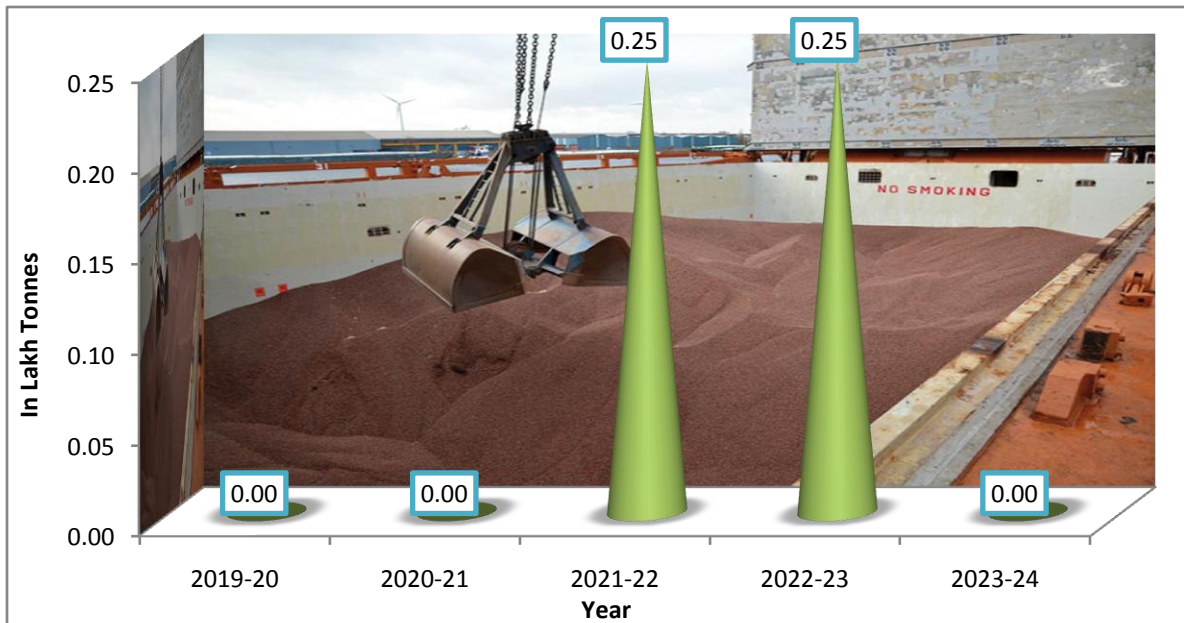
2.8.4 Traffic in Thermal Coal from 2019-20 to 2023-24

(In Lakh Tonnes)



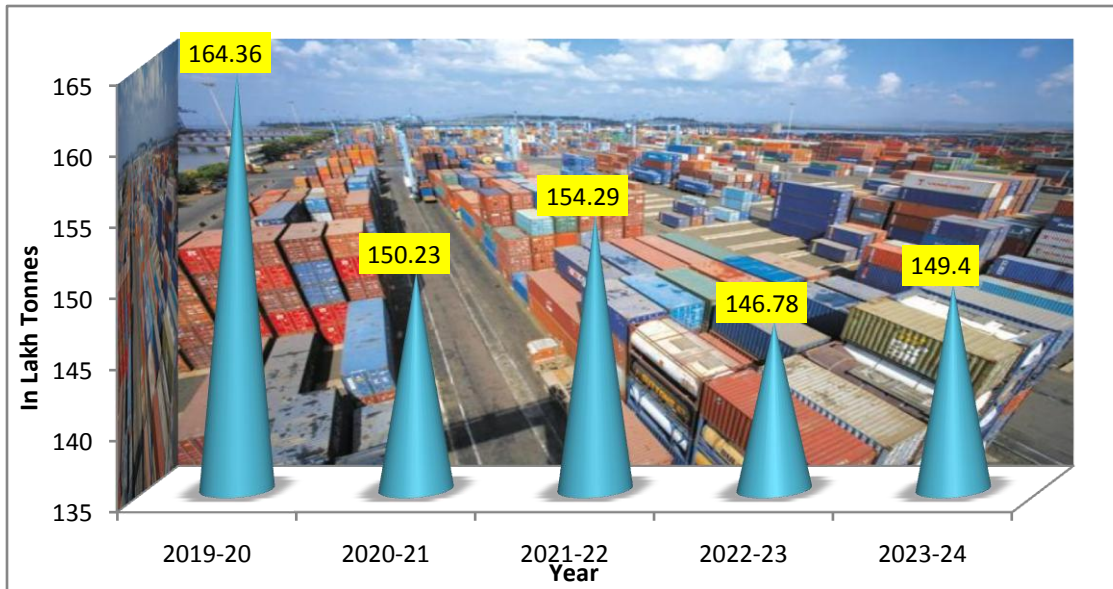
2.8.5 Traffic in Iron Ore from 2019-20 to 2023-24

(In Lakh Tonnes)



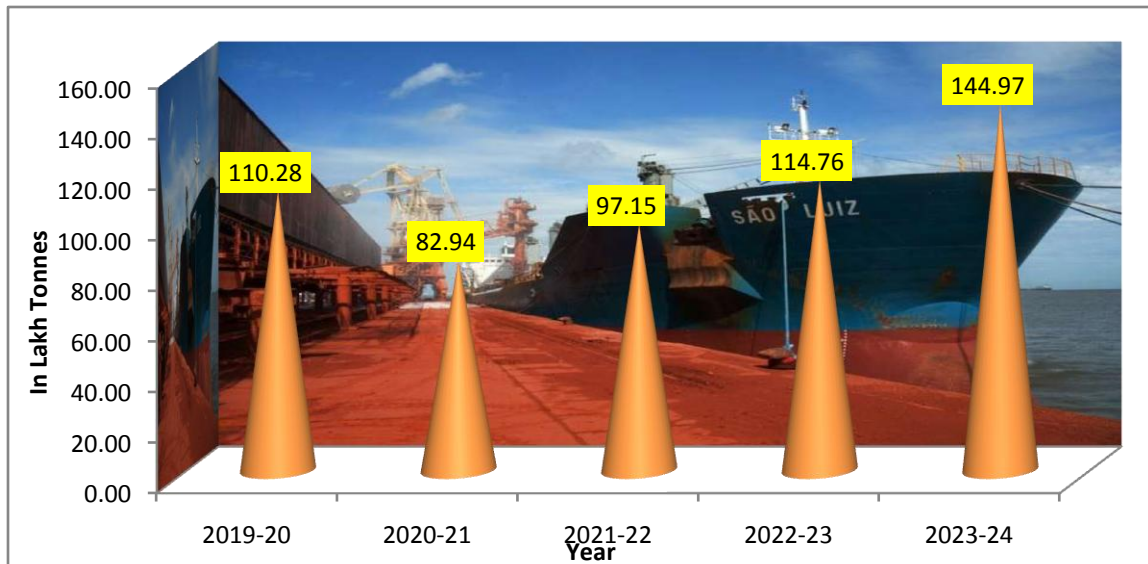
2.8.6 Traffic in Container from 2019-20 to 2023-24

(In Lakh Tonnes)



2.8.7 Traffic in other Cargo from 2019-20 to 2023-24

(In Lakh Tonnes)



2.9 Performance Indicators:-

Sl. No.	DESCRIPTION	2022-23	2023-24	% VARIATION
1	Average pre-berthing detention Time (Port Account) (in Hrs)	10.08	17.28	(+) 71.43
2	Average Turn - Round time as per Pilot Boarding to De Boarding (Port Account) (In Hrs)	42.96	46.56	(+) 8.38
3	Average Turn - Round time as per Pilot Boarding to De-boarding (Port + Non port Account) (in Hrs)	46.80	51.36	(+) 9.74
4	Average ship berth day output (Overall) (In Tonnes)	15,852	15,401	(-) 2.85
a)	Dry Bulk Mechanized	18,713	22,796	(+) 21.82
b)	Dry Bulk Conventional	14,544	12,041	(-) 17.21
c)	Liquid Bulk	4,862	5,482	(+) 12.75
d)	Break Bulk	1,476	1,144	(-) 22.49
e)	Containers	38,093	36,500	(-) 4.18
5	Berth Occupancy (in %)	53.40	61.75	(+)15.64
6	Gang shift output (In Tonnes)	220.62	213.79	(-)3.10
7	Average Parcel Size (In Tonnes)	30,023	32,112	(+) 6.96

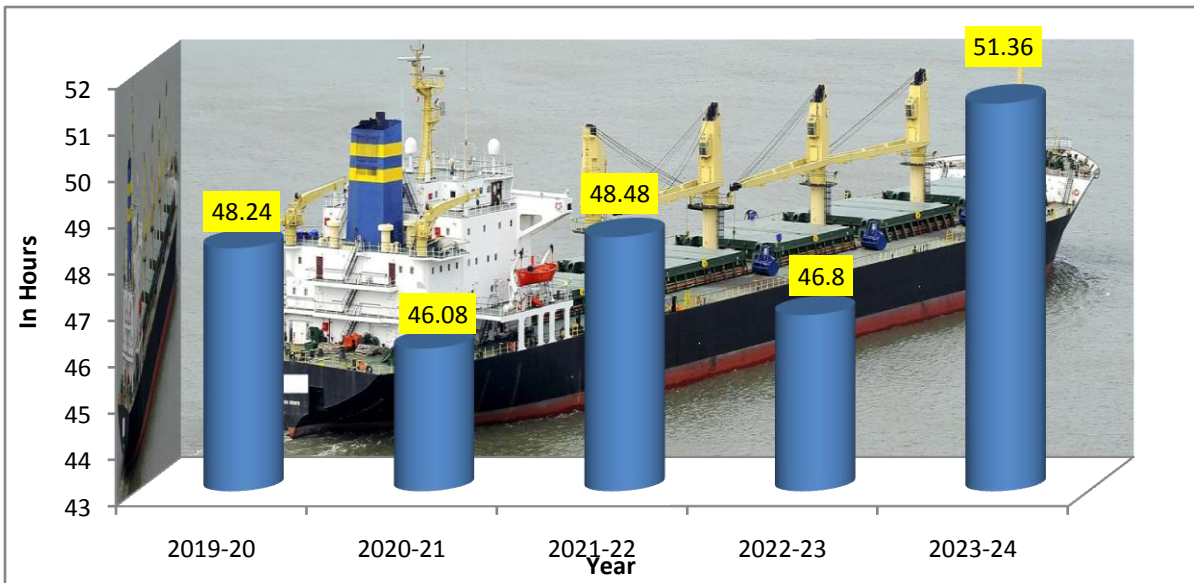
2.9.1 Average Pre – Berthing Detention (Port A/c) from 2019-20 to 2023-24

(In Hrs)



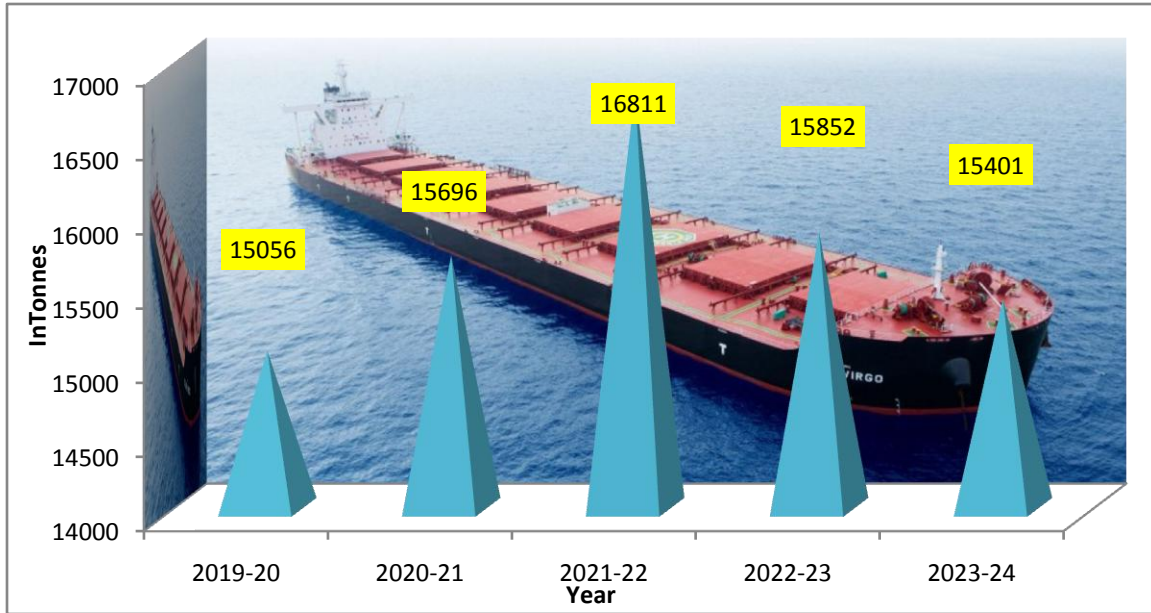
2.9.2 Average Turn- round Time from 2019-20 to 2023-24

(In Hrs)



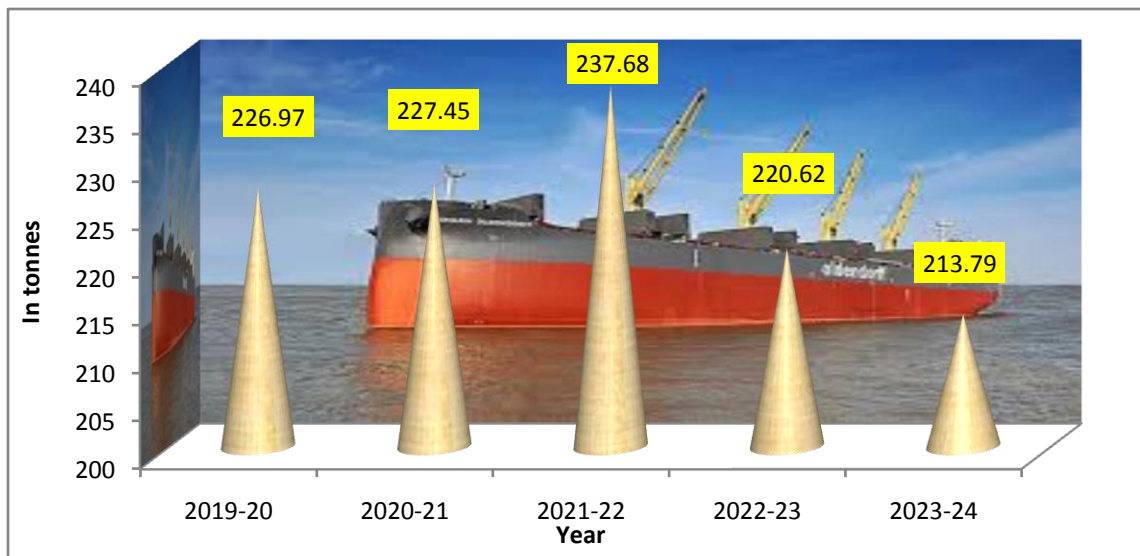
2.9.3 Average Ship Berth – day Output from 2019-20 to 2023-24

(In Tonnes)

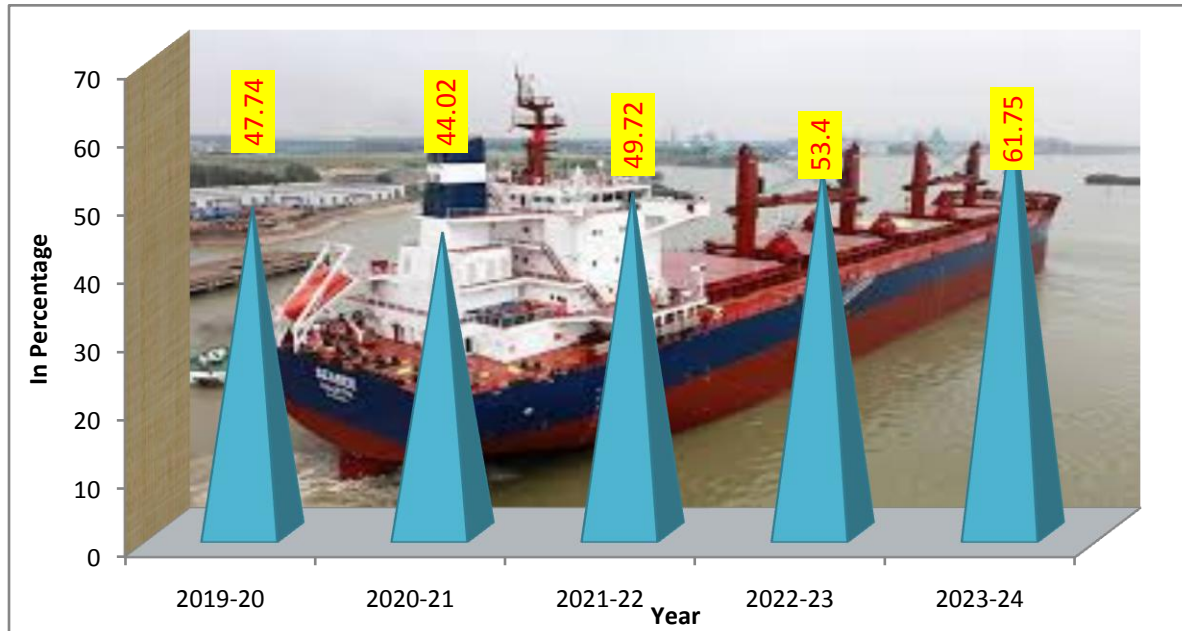


2.9.4 Average Gang Shift Output from 2019-20 to 2023-24

(In Tonnes)



2.9.5 Percentage of Berth Occupancy from 2019-20 to 2023-24



2.10 Record Performance:

1. The Port has handled the milestone cargo traffic of 41.40 Million Tonnes during FY 2023-24 and achieved a historic milestone by surpassing the all time highest ever cargo traffic of 38.46 Million Tonnes achieved during FY 2016-17 (22 days ahead in the FY 2023-24).
2. VOC Port handled Coastal Traffic of 12.61 MMT during FY 2023-24 as against 12.57 MMT during the previous year which was the highest ever Coastal Traffic handled at VOC Port.
3. Port has handled 39.59 lakh tonnes during the month of March, 2024 which was the highest tonnage handled in the month so far in the Port surpassing the previous record of 38.67 Lakh tonnes handled during the month of October, 2023
4. In FY 2023-24, Record handling in a single day achieved 9 times. Recently, Port has created a new record by handling 2,04,501 Tonnes of cargo in a single day on 23.02.2024, surpassing the previous single day cargo handing record of 2,03,500 Tonnes on 25.11.2023.

5. The average Parcel size of the ships calling the VOC Port has increased to 32112 Tonnes, when compared to 30023 Tonnes, during the corresponding period of last year.
6. On 20.10.2023, V.O. Chidambaranar Port handled wind blades of length 82.5 metres, the longest of its kind handled through VOC Port. The Vessel 'M.V. RU YI Song', with a Length overall (LOA) of 179.5 metres, was berthed at the Port on 19.10.2023 and loaded with 12 numbers of 82.5 Metre long wind blades surpassing the previous record of 81.50 metres length handled through vessel M.V. MYS Dezhneva'on 20.01.2022.
7. Overall Thermal Coal handling record achieved on 19.05.2023 by handling 50627 MT/day at Coal Jetty I surpassing the previous record of 48,701 MT/day achieved on 20.03.2018 at NCB I.
8. Record single day Thermal coal handling at Coal Jetty (Captive Jetty for Tuticorin Thermal Power Station) achieved on 09.05.2023 by handling 42824 MT/day surpassing 19 year old record of 40,010 MT/day achieved during 2005

3. REPORT ON FINANCIAL PERFORMANCE

3.1.1. Highlights

(Rs. In crore)

Sl. No.	Description	2023-24	2022-23
1	Operating Income	984.78	736.92
2	Operating Expenditure	289.98	304.63
3	Operating Surplus (1-2)	694.80	432.29
4	Add: Finance & Miscellaneous income	137.14	83.57
5	Less: Finance & Miscellaneous Expenditure	115.52	107.34
6	Total Income (1+4)	1,121.92	820.49
7	Total Expenditure (2+5)	405.50	411.97
8	Net Surplus before tax (6-7)	716.42	408.52

3.1.2. Operation Ratio (Income: Expenditure) and working results:

(Rs. In crore)

Particulars	2023-24	2022-23
Operating Income	984.78	736.92
Operating Expenditure	289.98	304.63
Operating Ratio (Income / Expenditure)	29.45%	41.34%
<u>Percentage of net surplus after Tax to</u>		
Operating Income	46.72%	35.93%
Fixed Assets	31.36%	18.22%
Net Worth	15.71%	10.70%

3.1.3. WORKING RESULTS:

The Gross operating surplus was Rs. 694.80 crores compared to Rs. 432.29 crores in the previous year. After adjusting Finance & Miscellaneous income and expenditure, the Net surplus before tax was Rs. 716.42 crores against Rs.408.52 crores in the previous year. After providing Rs. 18.86 Crore towards deferred tax liability and Rs.237.48 crore for Provision for Taxation, the Net surplus was Rs.460.08 Crores in 2023-24 as against Rs. 264.79 crores Net surplus in 2022-23.

3.1.4. ASSETS AND LIABILITIES:

(Rs. In crore)

Assets	2023-24	2022-23
Fixed Assets (Gross Block)	1,937.26	1,900.44
<u>Less:</u> Provision for Depreciation	469.98	447.36
Net fixed Assets	1,467.28	1,453.08
Work in Progress	47.21	38.12
Investments	1,815.40	1,402.10
Current Assets	991.02	683.23
Total	4,320.91	3,576.53

Liabilities	2023-24	2022-23
Capital Reserves	1,663.18	1,663.18
Other Reserves	1,265.76	805.92
Capital Debts		
Current Liabilities & Provisions	1,106.89	842.34
Liability for CSR	6.18	5.05
Other Liabilities (Deferred Tax)	278.90	260.04
TOTAL	4,320.91	3,576.53

3.1.5. RESERVE FUNDS:

(Rs. In crore)

Particulars	2023-24	2022-23
Capital Reserves	1,663.18	1,663.18
Replacement, Rehabilitation and Modernization of Capital Assets	269.80	229.26
Development, Repayment of Loans & Contingencies	324.14	283.60
General Reserve	661.88	283.71
Other Fund reserves	9.95	9.35
Total	2,928.95	2,469.10

3.1.6. Capital Debts: Nil

3.1.7. GENERAL:

The port continued to maintain the Quality Management System certified under ISO 9001:2015 and Environment Management System under ISO 14001-2015.

3.2 Financial Performance for the year 2023-24 and 2022-23:

- 1. Income:** The Operating income is Rs.984.78 crores as compared to Rs. 736.92 crores in the previous year. The Finance & Miscellaneous income is Rs.137.14 crores as against in the Rs.83.57 crores previous year.
- 2. Expenditure:** The Operating expenditure is Rs.289.98 crores as compared to Rs.304.63 crores in the previous year. The Finance &

Miscellaneous Expenditure was Rs. 115.52 crores as against Rs. 107.34 crores in the previous year.

3. **Working Results:** The gross operating surplus is Rs.694.80 crores as against Rs.432.29 crores in the previous year. After adjusting Finance & Miscellaneous Income & Expenditure, the net surplus before tax was Rs.716.42 crores as against Rs. 408.52 crores in the previous year.
4. **Net Results:** After providing provision for Rs.18.86 crores as Deferred Tax Liability and Rs.237.48 crores as Income Tax, the Net Surplus after Tax is Rs.460.08 crores in the current year as against the Net Surplus after Tax of Rs.264.79 crores in the previous year. The remaining funds along with appropriation from reserves were utilized for contributions to earmarked funds and reserves.
5. **Capital Expenditure:** Capital Expenditure on developmental schemes is Rs.65.13 crores. Out of this Rs. 50.69 crores as Capital schemes more than Rs. 5.00 Crores and Rs.14.44 crores as capital schemes upto Rs. 5.00 Crores. The total capital expenditure was met from Port's own resources.

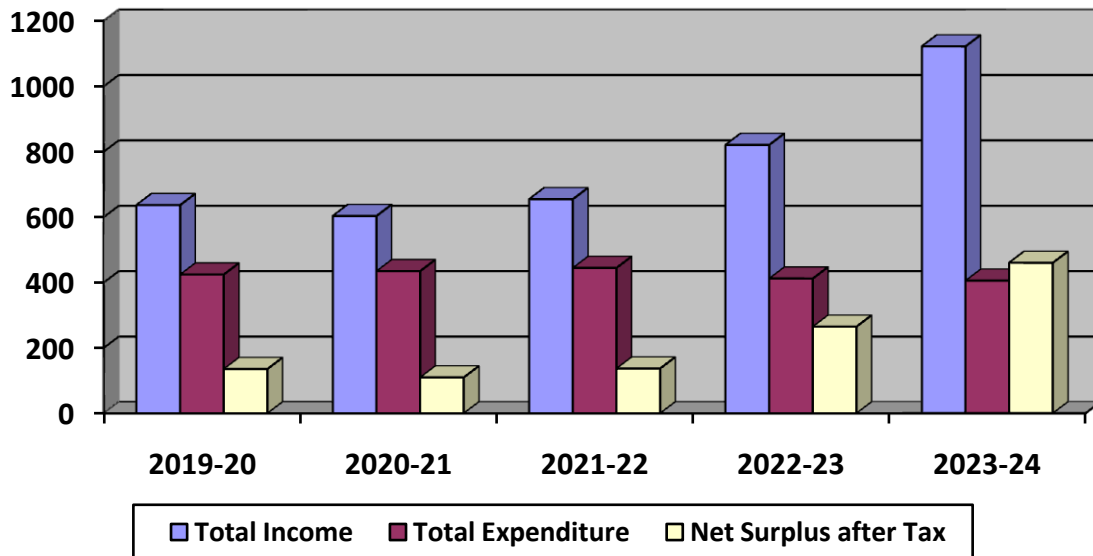
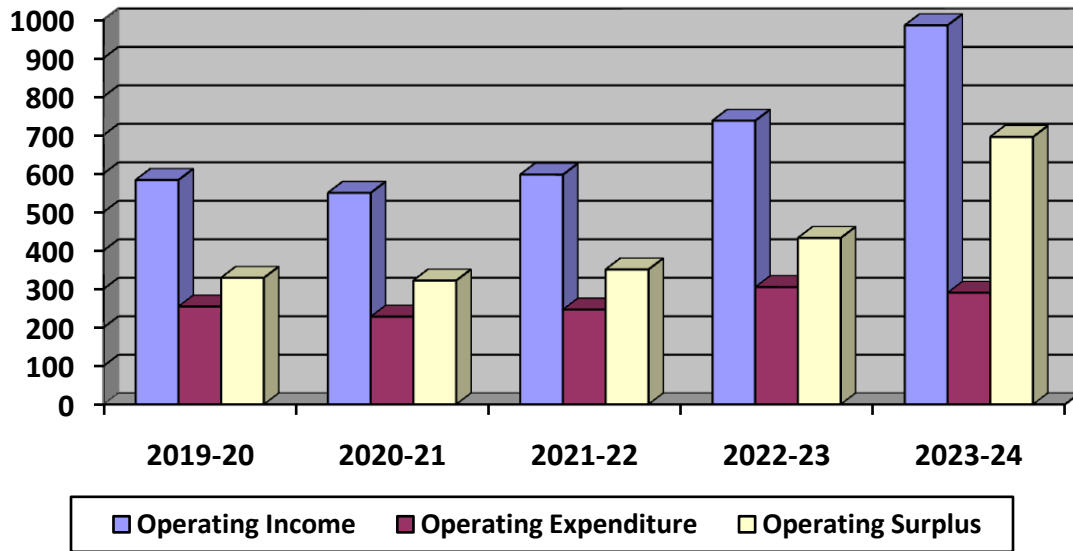
3.3 Financial performance for the last Five years

(Rs. In crore)

Year	2019-20	2020-21	2021-22	2022-23	2023-24
Operating Income	582.90	549.52	596.81	736.92	984.78
Operating Expenditure	254.19	227.90	246.38	304.63	289.98
Operating Surplus	328.71	321.62	350.43	432.29	694.80
Total Income	636.54	603.21	654.52	820.49	1,121.92
Total Expenditure	424.17	434.51	444.42	411.97	405.50
Net Surplus before Tax	212.37	168.70	210.10	408.52	716.42
Net Surplus after Tax	135.23	109.53	136.80	264.79	460.08

3.4 Financial performance for the year 2019-20 to 2023-24:

(Rs. in crores)



4. Report on Development Projects

4.1 Comparison of Capital Expenditure:

(Rs. In crore)

Sl. No	Description	Actual 2022-23	Revised Estimates 2023-24	Actual 2023-24
1	Capital works More than Rs. 5.00 Crores	50.45	49.79	50.69
2	Capital Works upto Rs. 5.00 crores	5.41	20.17	14.44
3	Total	55.86	69.96	65.13

4.2 Capital Expenditure:

Sl. No	Name of work	Budget Estimates 2023-24	Revised Estimates 2023-24	Actuals 2023-24
A	Capital Schemes more than Rs. 5.00 crores			
1	Widening of Port entrance	8.00	1.00	3.21
2	Leveling of peripheral ash pond at Hare Island	8.00	15.40	14.80
3	Acquisition of Warehouses from TNWHC		11.92	11.10
4	5MW Solar Power plant	8.00	12.48	12.89
5	EPC for 2MW Wind Farm at VOCPT	7.00	8.49	8.53
6	Others	15.00	0.50	0.16
Total Capital Schemes more than Rs. 5.00 crores (A)		46.00	49.79	50.69
B	Capital Schemes Upto Rs. 5.00 crores (B)	22.16	20.17	14.44
Grand Total (A+B)		68.16	69.96	65.13

CIVIL ENGINEERING DEPARTMENT

CAPITAL PLAN WORKS

A) CAPITAL PLAN WORKS IN PROGRESS

Name of Work	:	Replacing the Existing Water Supply line and sewage line at the Harbour Colony area in V.O.C Port
Name of Contractor	:	M/s. S.M.Thomaiyar& Sons Engineering contractor
Awarded Cost	:	Rs.2,98,66,190/-
Letter of Award (LoA)	:	24.03.2023
Date of Commencement	:	26.04.2023
Project Period	:	Fifteen Months (Excluding monsoon period from October to December)
Actual Date of completion	:	25.07.2024 (Excluding monsoon period from October to December)
Status	:	Physical progress – 70% Financial Status – 50%

Project photographs:



Name of Work	: Special repairs to dilapidated jetty at Zone B in VOC Port
Name of Contractor	: M/s. Shri. Venkateswara Construction, Tuticorin.
Awarded Cost	: Rs.1,00,00,000/-
Letter of Award (LoA)	: 23.01.2024
Date of Commencement	: 06.02.2024
Project Period	: Eight months.
Date of completion	: 05.10.2024
Status	: Physical progress –95% Financial Status – NIL

Project photographs:



Name of Work	: Providing Wind Barrier at Southern side of Phase-II coal stack yard at inside Green Gate in VOC Port
Name of Contractor	: M/s. SRM Enterprises, Madurai
Awarded Cost	: Rs.1,92,46,653/-
Letter of Award (LoA)	: 31.10.2022
Date of Commencement	: 14.11.2022
Project Period	: Nine Months
Actual Date of completion	: 12.08.2023
Status	: Physical progress – 100% Financial Status – 100%

Project photographs:



Name of Work	:	Providing & Fixing Poly Coated Chain Link Security Fencing at South of South Breakwater in VOC Port.
Name of Contractor	:	M/s. Immanuel & Co, Tuticorin
Awarded Cost	:	Rs.1,99,59,000/-
Letter of Award (LoA)	:	29.03.2023
Date of Commencement	:	10.04.2023
Project Period	:	Six Months
Actual Date of completion	:	09.10.2023
Status	:	Physical progress - 100% Financial Status – 100%

Project photographs:



Name of Work	: Providing Cement concrete Roads at Zone-B in VOC Port
Name of Contractor	: M/s. Deccan Construction Company, Madurai
Awarded Cost	: Rs.4,56,34,140/-
Letter of Award (LoA)	: 13.03.2024
Date of Commencement	: 28.03.2024
Project Period	: Twelve Months
Actual Date of completion	: 27.03.2025
Status	: Physical progress – 10% Financial Status – NIL

Project photographs:



Name of Work	: Construction of CISF Security cabin building and miscellaneous work at CPT Bungalow in Zone-B area
Name of Contractor	: M/s Maharaja Engineering Contractor, Mettur Dam.
Awarded Cost	: Rs. 3,54,823 /-
Letter of Award (LoA)	: 03.10.2023
Date of Commencement	: 18.10.2023
Project Period	: Three months
Date of completion	: 13.12.2023
Status	: Physical progress –100% Financial Status –100%

Project photographs:



Name of Work	: Construction of Additional toilet building at Zone-B in VOC Port
Name of Contractor	: M/s Maharaja Engineering Contractor, Mettur Dam.
Awarded Cost	: Rs.19,14,324.50
Letter of Award (LoA)	: 08.11.2023
Date of Commencement	: 23.11.2023
Project Period	: Five Months
Date of completion	: 22.04.2024
Status	: Physical progress –100% Financial Status –42%

Project photographs:



Name of Work	: Construction of Armed Morcha building, Barbed wire fencing at water front and repair and renovation of existing damaged watch tower along the perimeter wall at Zone-B area
Name of Contractor	: M/s. KSR Construction, Tuticorin
Awarded Cost	: Rs.12,06,035/-
Letter of Award (LoA)	: 04.12.2023
Date of Commencement	: 19.12.2023
Project Period	: Four Months
Date of completion	: 18.04.2024
Status	: Physical progress –100% Financial Status – NIL

Project photographs:



Name of Work	: Providing Domestic water sumps at CPA bungalow and Port Community Hall at Zone-B
Name of Contractor	: M/s.Balaji Construction, Tuticorin.
Awarded Cost	: Rs.8,49,165/-
Letter of Award (LoA)	: 06.12.2023
Date of Commencement	: 21.12.2023
Project Period	: Four months.
Date of completion	: 12.03.2024
Status	: Physical progress –100% Financial Status –100%

Project photographs:-



Name of Work	:	Levelling of Peripheral ash pond area at Hare Island
Name of Contractor	:	M/s.Samrat Constructions, Erode
Awarded Cost	:	Rs. 15,40,32,770/-
Letter of Award (LoA)	:	25.04.2023
Date of Commencement	:	03.05.2023
Project Period	:	Six months
Scheduled Date of completion	:	15.09.2024
Status	:	Restoration work in progress.

Project photographs:



Name of Work	:	Resurfacing the existing internal roads of Port Qtrs area in VOC Port
Name of Contractor	:	M/s. S.M.Thomaiyar& son, Tuticorin
Awarded Cost	:	Rs.4,56,59,267 /-
Letter of Award (LoA)	:	28.11.2023
Date of Commencement	:	02.01.2024
Project Period	:	Four months
Scheduled Date of completion	:	01.05.2024
Status	:	Physical progress - 90% Financial Status – 81%

Project photographs:



Name of Work	:	Construction of RCC Drain at either side of VOC Road from TTPS roundana to VOC statue in VOC Port Authority
Name of Contractor	:	Shri.P.Jefferson Samuel Raj, Tuticorin
Awarded Cost	:	Rs.2,94,09,630/-
Letter of Award (LoA)	:	13.03.2024
Date of Commencement	:	13.03.2024
Project Period	:	Six months
Scheduled Date of completion	:	12.09.2024
Status	:	Preliminary work is in progress

Project photographs:



5. COMMITTEES: -

5.1 Land Allotment Committee:

V.O.Chidambaranar Port Authority constituted the Land Allotment Committee as per the Land Policy for Major Ports-2014. The Committee is headed by the Deputy Chairman, as Chairman of the Committee with Chief Engineer / Estate Officer, Traffic Manager and FA & CAO as members. The Committee examines the requests received from Port Users and Stake Holders and give their recommendations for allotment of Land and related issues and submit to the Competent Authority for approval as per land policy guidelines.

5.2 Investment Committee

All investment proposals for Board's approval with project cost more than Rs. 10.00 Crores are submitted with the recommendation of standing Committee headed by Chairman and other members of the Committee being Dy. Chairman, Chief Engineer, The Head of the Project and Financial Adviser & Chief Accounts Officer as per Ministry of Shipping letter dt. 11.02.2015 of Delegation of enhanced powers to Major Ports.

5.3 Safety Committee

27 members and 10 Special invitees constitute the Safety Committee. This committee is formed by the Officials of DGFASLI, Port Officials, Heads of vital installation in the Port, BOT operators, Representatives of all the trade unions of Port and Cargo Handling Division, Tuticorin Stevedores Association, Tuticorin Customs Brokers Association, Lorry Owners Association and City Lorry Booking Agents Association are the members in the committee. This Committee meets once in three months. The safety issues related to dock work are deliberated and suitable actions are taken.

5.4 Port Facility Security Advisory Committee (PFSAC)

The Port Facility Security Advisory Committee consists of the following:

- i) Deputy Chairman
- ii) Port Facility Security Officer-Deputy Conservator
- iii) Narcotics Control Bureau (NCB)
- iv) Central Intelligence Bureau (CIB/IB)
- v) State Intelligence Bureau(SIB)
- vi) Central Industrial Security Forces (CISF),VOCPA, Tuticorin.

- vii) Local Police (Thermal Nagar Police Station)
- viii) Custom Department, Tuticorin
- ix) Immigration Department, Tuticorin
- x) Indian Navy, INS Kattabomman, Tirunelveli
- xi) Indian Coast Guard, Tuticorin
- xii) Any other concerned agency of the Government (Central or State), as Deemed fit by the Chairman/ CEO of the concerned Port.

The committee meets quarterly and plays advisory role on security as per the Port Facility Security Plan (PFSP) (ISPS Code).

5.5 Port Facility Security Committee (PFSC)

The Port Facility Security Committee consists of the following representatives from concerned Departments:

- i) Port Facility Security Officer-Deputy Conservator
- ii) Deputy Port Facility security Officer–Harbour Master
- iii) Deputy Port Facility Security Officer–Traffic Manager
- iv) Secretary
- v) Chief Mechanical Engineer
- vi) Chief Engineer
- vii) Financial Adviser & Chief Accounts Officer
- viii) Deputy Commandant–CISF(VOC Port Unit)
- ix) Port Operator
 - 1 DBGT
 - 2 PSA SICAL
 - 3 SPIC
 - 4 SuperGas(SHVGAS)
 - 5 DCW
 - 6 IOCL
 - 7 TTPS
 - 8 NTPL
 - 9 Any other concerned agency.

The committee meets quarterly, to monitor and review the Port Facility Security plan and security related matters.

6. MANPOWER

6.1 Staff Details:

Sl. No.	Particular	Unit	2019-20	2020-21	2021-22	2022-23	2023-24
1	Strength of Staff	In Nos.	691	618	542	476	424
2	Pensioners	In Nos.	3687	3630	3702	3746	3677

7 TRAINING:

Training	Port	Participants
In-house	2	27
Outstation	16	27
Foreign	0	0
Total	18	54

8 IMPLEMENTATION OF OFFICIAL LANGUAGE POLICY AND PROGRAMMES

As per the instruction of Government of India, Ministry of Home Affairs and Ministry of Ports, Shipping and Waterways, Official Language Policy and Programmes are implemented in all respects. Actions were taken to implement the Section 3(3) of Official Languages Act,1963 and Rule 5 of Official Language Rules1976 in adherence to the Official Language Policy and the Annual Programme meant for the year 2023-2024. There ports in respect of the progressive use of Language (Hindi) were regularly submitted to Ministry of Ports, Shipping and Waterways as:

- * The progressive usage of Official Language (Hindi) in day-to-day Official works of each quarter are brought to the notice of the Members of Board for reviewing.
- * The Official Language Implementation Committee Meeting was conducted regularly in each quarter and its minutes were submitted accordingly to Ministry of Ports, Shipping and Waterways.

- * The Quarterly progress Report on Official Language (Hindi) was submitted to Ministry of Ports, Shipping and Waterways.
- * The Annual Assessment Report for the year 2022-23 was submitted to Ministry of Port Shipping and Waterways.
- * The updated Action Taken Report on the decision of the Ministry's Hindi Salahkar Samiti Meeting of 08.03.2017 was submitted to Ministry of Ports, Shipping and Waterways.
- * On behalf of V.O.Chidambaranar Port Authority, Chairperson (i/c) attended the First meeting of the reconstituted Hindi Salahkar Samiti, presided by the Hon'ble Union Minister for Ports, Shipping and Waterways, on 29.07.2023 at Vigyan Bhawan, New Delhi.
- * The Action Taken Report on the suggestions of the Hon'ble Members of the Committee and on the decisions taken by the Chairman of Ministry's First reconstituted Hindi Salahkar Samiti Meeting was duly submitted to the Economic Advisor to GOI, Ministry of Ports, Shipping and Waterways.
- * The Annual Report for the year 2019-20, 2020-21, 2021-22 and 2022-23 of Kanyakumari Port Limited (Approx. 40 pages each year) was translated in Hindi.
- * Hindi Pakhwada was conducted from 01st Sept to 13th Sept, 2023, during which various Hindi competitions were organized. A total of 312 Officials, from Class I & II, Class III & IV and contractual staff participated enthusiastically.
- * Chairperson (i/c) along with HoDs, Dy.HoDs lighted the auspicious lamp to commemorate the Hindi Day on 14th September, 2023. The Hindi Day message of the Hon'ble Union Minister of State for Ports, Shipping and Waterways was read out to the audience.
- * Valedictory function of Hindi Pakhwada and Prize distribution Ceremony held on 29.09.2023.
- * 37 Officers/ Employees of VOCPA were nominated for online classes under Hindi Teaching Scheme for Prabodh and Praveen courses.
- * Quarterly Hindi Workshops were organized for Officers and Employees and a Conversational Hindi Workshop was organized exclusively for Women Officers and Employees.

9 PORT SAFETY

There was 04 (four) accidents in the year 2023-'24. Safety Induction trainings are conducted in regular interval to improve the safety awareness among the employees and Port Users. All kinds of private cargo handling equipments and machineries are inspected before put into operations. Port supplied PPEs to employees including Cargo Handling Division of Traffic Department.

Supply of PPEs to the stevedores are ensured and instructed to wear appropriate PPEs while cargo handling at Port Premises. Two wheelers are strictly advised to wear two wheeler helmets while using Port roads. Port has insured all its critical assets to mitigate various kinds of financial losses port assets arising out of accidents and natural calamities in conformal with the Ministry's guidelines from October 2017 onwards. Total Value of Sum In sure Rs.1 cr.

10 PORT FIRE SERVICE

At present the Port Fire Service has strength of 16 fully trained regular personnel and 39 trained fire fighters (on contract). They are engaged in various duties like attending Fire and emergency calls. The equipment available with PFS for firefighting is two water tenders, two foam tenders, one trailer pump, one inspection fire jeep, three ejector pumps, seven Self-Contained Breathing Apparatus (SCBA) sets and two inspection motor bikes. During the period 01/04/2023 to 31/03/2024, the Port Fire Service attended 48 fire calls in and outside the Port limits which were minor fire /dewatering and rescue calls.

i) Observance of Fire Service Week:-

The National Fire Service week was celebrated in the VOC Port Fire Service for the period from 14/04/2023 to 20/04/2023, promoting Fire Safety awareness during the Fire Service Week Campaign to prevent fires and protect life & property. During the Fire Service week lectures, demonstrations & Mock drills were conducted on fire prevention, fire protection and handling of Fire aid and firefighting with the use of equipment were organized by the Port Fire Service, VOCPA for the employees and Port users.

ii) Fire / Pollution control measures – Mock Drill.

The Port Fire Service conducted 20 mock drills from 01/04/2022 to 31/03/2023 which were attended by Port employees / Port users / CHD employees / Port school teachers & students / coastguard / IOC / SPIC / DCW / SHV and other related agencies.

11 PORT MAINTENANCE

The Berths and Jetties, Breakwaters, Railway sidings, Transit sheds, Warehouses, Pipelines, Cargo handling gears, other installations and structures are maintained by the Port Buildings including office complex, residential buildings and road infrastructure facilities are maintained to the required standards. Water supply, drainage and sewerage system, road and plantations in the Port area are also maintained in good condition. The harbour colony including internal roads are also maintained to the required standards.

12 PORT METEOROLOGICAL OBSERVATORY

The meteorological parameters recorded at the Port observatory are pressure, temperature, humidity, rainfall, sunshine and wind. All the recorded charts are sent to the Regional Meteorological Centre, Chennai at the beginning of the succeeding month. Two weather messages at 8.30 hrs & 17.30 hrs. are being sent daily to Regional Meteorological Department, Chennai and two other readings are recorded at 11.30 hrs & 14.30 hrs. Meteorological sheets are also sent as weekly statements. One new digital barometer automatic machine is installed to check pressure (Micro Barograph). A modernized Automatic Weather Station (AWS) has been installed by the Meteorological Department at the Observatory premises which records the meteorological parameters and is connected to Regional Meteorological Centre (RMC) Chennai via Satellite.

One Tidal Gauge (PTG) and one Conventional Tide Gauge (CTG) are installed in the Tide Gauge Cabin. The VSAT antenna is installed at the Tide Gauge cabin for the transmission of tidal data to the SOI, Dehradun, on real time basis with GPS data. The tsunami early warning system installed in the Port Tidal observatory transmits the data on real time basis to INCOIS, Hyderabad and Survey India, Dehradun.

13 PORT MEDICAL SERVICES

13.1 The Medical Department, VOC Port Authority consists of

- i Port Hospital, which is a 62 bedded Hospital certified under ISO 9001 -18001 located in Harbour Estate.
- ii Port Dispensary in Tuticorin Town.
- iii First Aid Centres situated at VOC Wharf, Additional Berth, Zone B.

13.2. V.O.Chidambaranar Port Hospital in the Harbour Estate functions round the clock and Port Dispensary at Tuticorin town functioning from 08:00A.M to 11:00A.M & 05:00 P.M to 07:00 P.M to provide medical care to the beneficiaries of VOC Port Authority. Four Ambulances stationed each at Port Hospital, Port Dispensary, Green Gate and Wharf provide round the clock services. The various sections in Medical Department are:

1. Registration Room
2. Casualty
3. Intensive cardiac care unit
4. OPD
5. IPD (Male ward, Female ward, Post surgical ward, Isolation ward, Special ward)
6. Operation Theatre
7. Physiotherapy
8. Dental
9. Pharmacy
10. Medical Main Store
11. Radiology
12. Lab services
13. Hospital sanitation unit
14. Covid care unit for mild cases
15. Ayush unit
16. Oxygen generate plant with Centralized oxygen unit
17. Bio medical waste collection unit

13.3 Both the Hospital and Dispensary are manned by Medical professionals and Para Medical Staff.

13.4 Port beneficiaries who avail Medical Services are Port Employees and dependents, retired employees of Port and their spouses, CHD employees, spouse and their dependents, CHD retirees and spouse, CISF employees, spouse and their dependents, employees of Resident Audit Unit and their dependents, Apprentices, Medical Officers on contractual basis outsiders on emergency call, and as private paying cases.

- 13.5 To provide referral services for critical illness, port has empanelled 11 approved Referral Hospitals for super specialty services, 5 eye care centres, 2 scan centres.
- 13.6 Employees of other Government Organizations like Tamil Nadu Maritime Academy and employees of Port Educational Agency, Port Canteen etc., are also availing medical services from Port Authority Hospital on payment basis.
- 13.7 Port Hospital is providing First Aid Services to the Road Traffic Accident cases in & around the Harbour area. Minor operations in General surgery are carried out in Port Hospital.
- 13.8 Periodical medical examination of Port employees working in the dock area and Cargo Handling Department are being conducted in regular intervals of half-yearly and yearly basis by the Medical Officers of our Port Hospital.

The Details of patients treated in Port Hospital and Port Dispensary are furnished below:-

Particulars	Port Hospital		Dispensary at Tuticorin Town	
	2022-23	2023-24	2022-23	2023-24
1.Outpatients	28,138	27,223	38,030	34,803
2.InPatients	798	1084	---	---

- 13.9 The Medical Department has also engaged Consultant, Visiting Specialists, viz., Gynecologist, Cardiologist, Orthopedic surgeon, General Surgeon, Pediatrician, General Physician, Dentist to provide Services in the specialties to the Port Beneficiaries.
- 13.10 The Medical Main stores functioning in the Port Hospital is handling procurement, distribution and inventory of medicines & consumables.
- 13.11 The Medical Department of VOC Port Authority has been brought under the purview of Integrated Management System, since 2017.

14. WELFARE MEASURES

14.1 Welfare of physical challenged employees:

Order of the Government regarding benefits and concessions to the disabled person in service was extended to the disabled employees. i.e.4% reservation in Group III and IV posts, the total number of person with disabilities appointed as per the reservation is 18. As per WRC settlement 2017 in para No.16.2 all eligible disabled employees are paid transport reimbursement at double the rate.

14.2 Family Security Fund:

The scheme cover all the employees of the port and provides for a lump sum payment of Rs.75,000/- in the case of death and Rs.50,000/-in the case of incapacitation. The subscription rate is fixed at Rs.5/- per month in case of retirees, the entire subscription made by them to the fund is refunded.

14.3 Welfare Schemes:

1. As part of welfare measure, V.O.Chidambaranar port has taken one separate insurance policy with effect from 01.12.2018 by which the family of the deceased employee will get the separate compensation benefits of Rs.5.00 lakhs. These benefits will be extended only to the family of official who dies while in service.

2. V.O.Chidambaranar Port has taken another policy tender named “Un-Named Group Insurance coverage for the Bonafied worker / labours / Visitors entering into restricted area into port ”from November 2018. Compensation to the extent of Rs.10.00 lakhs in the event of death or permanent disability resulting loss of both limbs and Rs.7.00lakhsin the event of other permanent disability.

14.4 Educational Institutions:

In order to meet the educational needs of the children of the employees of the port, the following schools are run by the V.O.Chidambaranar Port Educational Agency established by the Port under the Tamil Nadu Recognized Private Schools (Regulation) Rules, 1974.

1. J.I.Coilpillai Memorial Harbour Primary school
- 2.J.I.Coilpillai Memorial Harbour Hr.Sec. School
3. Dr.B.R. Ambedkar Memorial Harbour Matriculation School

An amount of Rs. 44.75 Crores has been sanctioned as financial assistance to 2023-2024 for meeting the expenditure in running the schools over and above the aid grant by the Government of Tamil Nadu.

14.5 V.O. Chidambaranar Port Sports Council:

V.O.Chidambaranar Port Sports Council was formed with the objective of promoting sports and games among the staff of the port. The port is rendering financial assistance of Rs.60.75 lakhs to the Port Sports Council to meet various expenditures

14.6 Welfare club:

The Bharathi Nagar Welfare Club looks after the cultural, recreational and welfare needs of the port staff. The club runs a library and a typing institute for the benefits of the staff and children of the port.

14.7 Merit Scholarships:

A scheme for award of merit scholarship for education and lumpsum payment towards cost of book to the meritorious children of the officers and employees has been introduced from the year 1986-87. Merit scholarship is being awarded to the children of employees and officers of the Board for maximum of two children in line with the rules applicable for grant of Children Education Allowance (CEA), from the academic year 2018-19 onwards as per the statement shown below:

Merit Scholarship

Sl. No.	Particulars	Amount
(1)	(2)	(3)
(A)	1 Professional Course/PG having two or more years of education after graduation (MBA, MCA, etc.) on regular basis	
	60%to80%(Minimum 55%forSC/ST)	Rs.11000/-
	80%andabove	Rs.14000/-
(B)	1 Professional course having more than 3 years of education after XII Std	
	60%to80%(Minimum 55%forSC/ST)	Rs.11000/-
	80%andabove	Rs.14000/-
	2 College courses having 4 years or more of education / AMIE course after XII Std studying	
	60% to 80% (Minimum 55%forSC/ST)	Rs.11000/-
	80%andabove	Rs.14000/-
	3 Non-Professional courses having 3 years of education for studying degree courses such as Arts, Commerce & Science.,	
	60%to80%(Minimum 55%forSC/ST)	Rs.7000/-
	80%andabove	Rs.8000/-
	4 Polytechnic courses after X th std	
	60%to80%(Minimum 55%forSC/ST)	Rs.4000/-
	80%andabove	Rs.5000/-
(C)	1 ITI courses after X th std	
	60%to80%(Minimum 55%forSC/ST)	Rs.3000/-
	80%andabove	Rs.4000/-
(D)	1 HSC courses towards cost of books etc after X th std	
	60%to80%(Minimum 55%forSC/ST)	Rs.1600/-
	80%andabove	Rs.2200/-
(E)	1 Scholarship to officers who have completed higher studies after joining in VOCPA viz., ICWA / ICAI / ICSI / PG including MBA / Bachelor of Law / M.Tech. / B.Tech / BE, with the approval of Chairperson VOCPA	Rs.15,000/-

As one time incentive Rs.5000/- is granted to the employees having successfully completed any diploma course (having 1 or more than 1 year period) in their respective/related operational field.

14.8 Presentation of Memento:

VIP Trolley Bag with Dhoti and Towel for gents and VIP Trolley Bag with saree and blouse for ladies as Memento are being distributed from January, 2014 onwards to the retiring staff of the port.

14.9 Canteen:

To cater the needs of office based staff, working at wharf and residents of the colony area, canteens are run by the committee constituted by the chairperson. An amount of Rs.56.48 lakhs has been sanctioned for the year 2023-24 to the canteen.

14.10 Marriage Advance:

The scheme of Marriage Advance to the employees of the port has been introduced from the year 1992-92. The advance amount has been enhanced to Rs.3,00,000/- from 01.01.2020 onwards.

14.11 Education Advance:

The Education Advance to the officers/employees of the port for their Children's higher Education are sanctioned and enhanced w.e.f 30.03.2016 for an amount of Rs.3,00,000/- w.e.f.01.01.2020.

14.12 Medical Benefit for Retired employees:

A financial assistance of Rs. 5.03 crores has been granted as medical reimbursement to the retired employees of Port for the year 2023-24. This is in addition to the cost of outpatient's treatment to retired employees.

14.13 Assistance to family of employees who die in harness:

Financial assistance of Rs.18,000/- for death has been sanctioned to dependent of the deceased employees of the port to meet out the funeral expenses from 19.01.2021.

14.14 Gift Card:

Presentation of memento worth Rs.13,500/- is provided to the retirees on retirement/resignation/legal heir drawing family pension on or after 01.01.2017, who have paid contributions to the Family Security Scheme under Family Security Fund of VOC Port.

14.15 Swachh Bharat:

As a part of the Special Campaign 3.0, various activities are carried out on Prime Minister call for Special Campaign 3.0. An action plan has been drawn up for the year 2023 – 2024 and sent to the Ministry & follow up action has been taken. A monthly report on Special Campaign 3.0 has been sent to the Ministry every month.

15. INDUSTRIAL RELATIONS:

The Industrial Relations in the Port is cordial during the year

The Unions functioning in VOC Port Authority

- i Tuticorin Port Trust Democratic Staff Union (CITU)
- ii Tuticorin Port Employees Trade Union (PETU)
- iii Tuticorin Port Mariners & General staff Union (HMS)
- iv Tuticorin National Harbour Workers Union (INTUC)
- v Tuticorin Port United General Workers Union (HMS)
- vi Port of New Tuticorin Anna Dock & Transport Workers Union (AIADMK)
- vii Tuticorin Port General Staff Union (INTUC)
- viii Port Workers Union (AITUC)
- ix. Tuticorin Port Aluvalar Sangam
- x. Tuticorin Port Trust Class – IV Staff Union
- xi Tuticorin Port & Dock Workers Union (HMS)
- xii Tuticorin Harbour Workers Union (AITUC)
- xiii Tuticorin Harbour Dock Workers Union
- xiv Kappal Thozhilalar Munnetra Sangam
- xv Tuticorin Port Samata Workers Union

Based on the votes secured in the Secret Ballot Election for the year 2022-2025 held on 30.04.2022, the following three Unions were accorded recognition for the period of three year (i.e.2022-2025) and will be considered for discussion on major issues:-

- (i) Tuticorin Port Trust Democratic Staff Union
- (ii) The Tuticorin Port Mariners and General Staff Union
- (iii) Tuticorin Port United General Workers Union

16. PORT SECURITY:

As per the ISPS code, the Deputy Conservator, VOCPA is designated as PFSO, who is responsible for security and involves several critical tasks, including conducting initial security surveys, maintaining a Port facility security plan, performing inspections, enhancing personnel awareness, providing training, reporting incidents, and verifying identities of individual boarding ships.

As per the ISPS code, the Port Facility Security Advisory Committee (PFSAC) meets quarterly and provides an advisory role on security matters. However, to review and monitor the Port Facility Security plans and security-related matters, the Port Facility Security Committee (PFSC) meets quarterly with the Port users and departments.

17. SIGNIFICANT EVENTS:

- 01.04.2023 Shri Sudhansh Pant, IAS, Secretary, Ministry of Ports, Shipping and Waterways presented the annual awards to the Port users & business partners for the commendable traffic performance of 38.04 Million Tonnes during the FY 2022-23
- 03.04.2023 Shri Sudhansh Pant, IAS, Secretary, Ministry of Ports, Shipping, and Waterways, launched two mobile apps: Kappel Seithi (an intelligent Vessel Traffic System) and Kapal Thagaval (for the digitalization of pilot movements). These apps were developed by the National Technology Centre for Ports, Waterways & Coasts (NTCPWC). Additionally, he inaugurated a Herbal Garden at the Port, consisting of more than 500 herbal plants and trees. Furthermore, he launched a web-based GIS system developed by STP, Pune, providing facilities for measuring and

- identifying Port lands and assets, and integration with the Port's IT system.
- 05.04.2023 As a part of 60th National Maritime Day, Shri T.K. Ramachandran, IAS, Chairperson placed wreath at the memorial for sailors, who sacrificed their lives at sea.
- 07.04.2023 Shri T.K. Ramachandran, IAS, Chairperson, presented the traffic & financial performance and the status of projects taken-up by the Port, for the FY 2022-23 to the media.
- 14.04.2023 To mark the Birth Anniversary of Dr. B.R.Ambedkar, Shri Bimal Kumar Jha, Deputy Chairperson, garlanded the statue of Dr. B. R. Ambedkar. Officers and Staff of the Port, Union leaders and schoolteachers also paid humble tribute to the architect of Indian Constitution.
- 19.04.2023 As a part of Azadi Ka Amrit Mahotsav, the Port organised a training programme on 'Basic Life Support' for the employees of the Port. Dr. Karthick, MD, from Kauvery hospital, Tirunelveli gave an elaborate demonstration
- 05.05.2023 Shri Shantanu Thakur, Union Minister of State for Ports, Shipping and Waterways, inaugurated the Direct Shipping Service connecting VOC Port in Tuticorin to Male. This service aims to strengthen bilateral trade and uphold India's "Neighborhood First" Policy
- 10.05.2023 Port was conferred with 'Sagar Shreshtha Samman' Award for overall performance during the year 2022-23. This event was held during the Launch of 'Harit Sagar' Green Port Guidelines, at New Delhi. Shri T.K. Ramachandran, IAS, Chairperson, received the award, on behalf of the Port.
- 05.06.2023 The Port's Medical Department, in association with Thoothukudi City Municipal Corporation organised a 'Word of Mouth' campaign at the Port's Shopping Centre, against the usage of single use plastic.
- 05.06.2023 On the occasion of World Environment Day, Shri Bimal Kumar Jha, Deputy

- Chairperson and senior officers planted saplings. The Deputy Chairperson also inaugurated the Drip Irrigation system, inspected the plantation site, Herbal Garden, and Solar Power project site
- 13.06.2023 Shri T.K. Ramachandran, IAS, Chairperson, inaugurated the blood donation camp, organised in association with Tuticorin Medical Collage Hospital, to mark the 'World Blood Donor Day' on 14.06.2023
- 21.06.2023 As a run up to the ninth International Day of Yoga, a Curtain Raiser event was organised at the Port's Administrative office. The Officers & Staff of the Port and CISF Contingent performed yoga at the Port's Community Centre, with the guidance from the instructors
- 01.07.2023 The Port received an award for being the highest tax payer in Madurai Commissionerate on the occasion of GST Day. Shri S. Arokiaraj, IRS, Commissioner of GST and Central Excise presented the award in Madurai.
- 11.07.2023 The Sri Lanka Ports Authority delegation comprising of Mr. Keith D Bernard, Chairperson, senior officials of the Port & container terminals visited the DBGT & PSA container terminals and information centre. Shri Bimal Kumar Jha, Chairperson i/c., presented the services offered & infrastructure available at the Port to the delegation and held discussions on the mutual business prospects.
- 11.07.2023 The Port celebrated the Foundation Day. On that day, the Port extended its sincere thanks to all the Officers and Staff of the Port, Retired employees, Trade Unions, CISF Contingent, Stakeholders, Port users and Business partners.
- 27.07.2023 the Port organised Marine Pollution Response Seminar & Mock drill, in
& 28.07.2023 association with Indian Coast Guard & Stakeholders
- 14.08.2023 As a part of 'Har Ghar Tiranga' campaign, a Motorcycle rally was organised by the CISF unit at the Port colony to create awareness among the general public. Also, Port's School teachers were sensitized to create awareness among the school students, parents and community in the vicinity, to

popularise 'Har GharTiranga' initiative. Shri Bimal Kumar Jha, Chairperson i/c., handed over the National flags to the Senior Officers, as a part of Har GharTiranga'. National flags were also issued to all the employees of the Port, to hoist at their homes.

15.08.2023 On the occasion of Independence Day, Shri Bimal Kumar Jha, Chairperson i/c., hoisted of the National Flag and took salute from CISF, Port Fire Service and NCC students of the Port School. Port's School students, dressed in vibrant colours exhibited their impactful dance performances and the CISF unit of the Port displayed demonstrations during the Independence Day celebrations.

05.09.2023 To mark the 152nd Birth Anniversary of legendary freedom fighter V.O. Chidambaranar, Shri T.K. Ramachandran, IAS, Secretary, Ministry of Ports, Shipping and Waterways garlanded the statue of V.O. Chidambaranar at the Port.

05.09.2023 To create awareness among public about the Global Maritime India Summit-2023, Car Sticker Campaign was launched in the presence of Shri T.K. Ramachandran, IAS, Secretary, Ministry of Ports, Shipping and Waterways & Shri Bimal Kumar Jha, Chairperson i/c.

06.09.2023 Shri T.K. Ramachandran, IAS, Secretary, Ministry of Ports, Shipping and Waterways, inaugurated the extended Wards & Pharmacy at Port Dispensary, e-vehicle charging stations, renovated Central Industrial Security Force building at Harbour Estate and a new building for Harbour Primary School. He also reviewed the progress of the Port & various capacity augmentation projects and chaired a meeting with Port users.

07.09.2023 Shri T.K. Ramachandran, IAS, Secretary, Ministry of Ports, Shipping and Waterways, unveiled the new logo of V.O. Chidambaranar Port Authority, in the presence of Shri Bimal Kumar Jha, Chairperson i/c., and the senior officers.

- 14.09.2023 To commemorate the Hindi Day celebration, Shri Bimal Kumar Jha, Chairperson i/c., along with the senior officers, lighted the ceremonial lamp. The Hindi Day message from Shri Shripad Y. Naik, Union Minister of State for Ports, Shipping & Waterways, was shared with the attendees.
- 16.09.2023 Shri Bimal Kumar Jha, Chairperson i/c., flagged-off the International Coastal Cleanup Day event organised by Indian Coast Guard, Tuticorin.
- 21.09.2023 Shri Bimal Kumar Jha, Chairperson i/c., chaired a meeting with the Port users and invited them to participate in the Global Maritime India Summit 2023 and submitted the nominations for 'Maritime Excellence Achievers'.
- 23.09.2023 Port successfully handled 3 Green Ammonia Containers, for M/s. Tuticorin Alkali Chemical and Fertilizers Ltd., and became the first Port in India to handle Green Ammonia.
- 27.09.2023 As a part of Special Campaign 3.0, all the departments of the Port
to 06.10.2023 organised cleanliness drives at various places of the Port
- 29.09.2023 The valedictory function of Hindi Day Celebrations was held at the Port. The Chief Guest of the event Cmde. Nishant Kumar, Commanding Officer, INS Kattabomman, delivered a special address. Prizes were distributed to the winners of various competitions.
- 02.10.2023 Shri Bimal Kumar Jha, Chairperson i/c., and the senior officers of the Port, paid floral tributes to Mahatma Gandhi on the occasion of his birth anniversary. To pay a befitting tribute to Mahatma Gandhi, around 200 sanitation workers were honored by Shri Bimal Kumar Jha, Chairperson i/c., for their commendable service in upkeeping the Port estate.
- 17.10.2023 The Port participated in the Global Maritime India Summit (GMIS),
to 19.10.2023 organized by Ministry of Ports, Shipping and Waterways at Mumbai from 17th October to 19th October 2023. During the summit, many global firms evinced interest in various investments opportunities of the Port. MoUs were exchanged with around 12 firms worth around Rs. 2 Lakh Crores for establishing Green Hydrogen Hub, Off-shore Wind energy Hub,

Commencement of Ferry Service and construction of Green tugs for use in the Port.

During the Global Maritime India Summit, Shri Narendra Modi, Hon'ble Prime Minister, laid the foundation stone for conversion of Berth No. 9 as Container Terminal and inaugurated 2 MW Wind Power farm and 5 MW Solar Power farm.

- 19.10.2023 Port received the Runner-up award for 'Best Stall' among Medium Sized Category from Shripad Y. Naik, Hon'ble Union Minister of State for Minister of State for Ports, Shipping & Waterways in the GMIS 2023 exhibition. Shri Bimal Kumar Jha, Chairperson i/c. & Senior officers received the award from the Hon'ble Minister.
- 27.10.2023 Shri Sushil Kumar Singh, Joint Secretary, Ministry of Ports, Shipping and Waterways visited the 5 MW solar power plant and 2 MW wind turbine generator site and appreciated the Green Port initiatives taken up by the Port. He also planted a sapling at the Port's herbal garden.
- 30.10.2023 The Officers and Staff of Port and Port's School students took part in the Vigilance Awareness rally to sensitize and spread awareness on the ill-effects of corruption. Shri Bimal Kumar Jha, Chairperson i/c., administered the Vigilance Awareness pledge to the gathering.
- 31.10.2023 On the occasion of National Unity Day, Shri Bimal Kumar Jha, Chairperson i/c., administered the National Unity Day Pledge to all the Officers & Staff of the Port and distributed saplings to the Senior Officers of the Port and awarded prizes to the winners of the drawing competition for school children.
- 10.11.2023 in the valedictory function of Vigilance week –2023, Shri G. Kalaimani, SP, CBI, Madurai, distributed prizes to the winners of various competitions in the presence of Shri Bimal Kumar Jha, Chairperson i/c, and Shri S. Murali Krishnan, IDAS, CVO

- 20.11.2023 National Integration Day, the Officers and Staff of the Port and the CISF unit took National Integration Pledge to promote social harmony, unity and a collective spirit among the citizens of India.
- 23.11.2023 The Port organised a free diabetic and general Health Camp at the Tsunami Colony, near the Port estate, in association with Kauvery hospital, Tirunelveli. Around 100 individuals received screening and medication.
- 24.11.2023 The Port was declared as the Winner of Greentech Award for Environmental Excellence, at the 23rd Annual Greentech Environment Summit & Awards Event held in Srinagar.
- 06.12.2023 The Port observed World AIDS Day, centered on the theme 'Let communities lead'. Activities included were Pledge, Awareness Lectures, Pamphlet distribution and AIDS detection camp.
- 13.12.2023 NICDC Logistics Data Services organised Logistics Data Bank and Unified Logistics Interface Platform workshop for Port users, Stakeholders and Officers, to enhance efficiency in Logistics Supply Chain and improve the Ease of Doing Business.
- 15.12.2023 VOC Port beat Syama Prasad Mookerjee Port, Kolkata and secured 3rd place in the 45th All India Major Ports Football Tournament, organised by Mumbai Port Authority.
- 07.01.2024 to 08.01.2024 The Port along with Chennai Port Authority and Kamarajar Port participated in the Tamil Nadu Global Investor Meet 2024 held on January 7 and 8, 2024 in Chennai to showcase the business and investment potential at the Port.
- 09.01.2024 The All India Major Ports Basket Ball tournament was inaugurated by Cmde. Nishant Kumar, Commanding Officer, INS Kattabomman. Teams from Chennai Port Authority, Paradip Port Authority, Visakhapatnam Port Authority, Syama Prasad Mookerjee Port, Kolkata, and the host VOC Port participated

- 09.01.2024 A delegation from Denmark visited the Port and held discussion with the senior officers of the Port on the Port facilities, future infrastructure plans and Green Port initiatives.
- 26.01.2024 75th Republic Day was celebrated in a grand manner at the Port. Shri V. Suresh Babu, Chief Mechanical Engineer unfurled the National Flag and took salute from the contingent of CISF, Port Fire Service and Port School's NCC cadets.
- 05.02.2024 The senior officers of the Port flagged off the second batch of e-cars, consisting of 14 Electric Vehicles at the Port's Administrative Office
- In All India Major Ports Shuttle Badminton and Carrom tournaments for Men & Women, VOC Port secured gold in the 50 plus open singles category and Silver in the open men's singles. The team also secured 2nd place in the men's team championship category.
- 23.02.2024 The Port achieved the Day's Highest cargo handled, by handling 2,04,051 tonnes, surpassing the previous volume of 2,03,500 tonnes handled on 25.11.2023.
- 26.02.2024 Shri Susanta Kumar Purohit, IRSEE, assumed charge as Chairperson of the Port.
- The Port secured silver medal in All India Major Ports Kabaddi Tournament held at Visakhapatnam.
- 28.02.2024 Shri Narendra Modi, Hon'ble Prime Minister of India, laid the foundation stone for the Port's Outer Harbour Container Terminal at V.O.Chidambaranar Port Authority, Tuticorin. He also laid the foundation stone, inaugurated and dedicated to the nation, various other development projects.
- 03.03.2024 As a part of the Pulse Polio Immunisation Campaign, around 168 children (under 5 years) were immunised at the Port hospital.

- 04.03.2024 On the inaugural day of the 53rd National Safety Week, Shri Susanta Kumar Purohit, IRSEE, Chairperson, flagged off the Safety procession, hoisted the Safety flag and administered the Safety pledge to all the employees, Port users and Stakeholders.
- 05.03.2024 The Port achieved a milestone by surpassing 38.04 million tonnes cargo traffic achieved during FY 2022-23.
- 09.03.2024 The Port achieved a historic milestone by surpassing the all-time highest ever cargo traffic of 38.46 million tonnes achieved during the financial year 2016-17. This feat was achieved 22 days ahead of the current Financial Year ending March 31, 2024

The Port handled 39.59 lakh tonnes of cargo during the month of March 2024, which is the highest tonnage handled in the month so far in the Port, surpassing the previous record of 38.67 lakh tonnes handled during the month of October 2023

The Port handled 7.47 lakh TEUs of containers, registering an increase of 1.78% over previous year's container traffic of 7.34 lakh TEUs

The Port achieved a significant landmark by handling its highest-ever cargo traffic of 41.401 MMT in the financial year 2023-24, marking a Year - on - Year increase of 8.84%, compared to the 38.04 MMT handled in the previous Financial Year. The Port also surpassed the 40.01 MMT target set by the Ministry of Ports, Shipping and Waterways, for the financial year 2023-24

- 12.03.2024 The valedictory function of the '53rd National Safety Week' was held at the Port. Shri Susanta Kumar Purohit, IRSEE, Chairperson, graced the function as Chief Guest and distributed the prizes to the winners of various competitions. Saplings were also distributed to the attendees of the event.

14. Shipping Operations:-

Number of Vessels handled:-

The details of number of vessels handled in the year 2023-2024 are furnished below:-

Bulk vessels	= 724
Tanker vessels	= 152
Container vessels	= 555
Small vessels	= 109
TOTAL	=1540



வ.உ.சி துறைமுக ஆணையம்
वी.ओ.सी पत्तन प्राधिकरण
V.O.C Port Authority

V.O.CHIDAMBARANAR PORT AUTHORITY



The Port achieved a significant landmark by handling its highest-ever cargo traffic of 41.40 MMT in the financial year 2023-24, marking a Year – on - Year increase of 8.84%, compared to the 38.04 MMT handled in the previous Financial Year

PART - III

ANNUAL STATEMENT OF ACCOUNTS 2023-24

V.O.CHIDAMBARANAR PORT AUTHORITY

Amount in Rupees)

BALANCE SHEET

(Amount in ₹)

Particulars	SCH	as at 31st March 2024			as at 31st March 2023		
SOURCES OF FUNDS							
RESERVE & SURPLUS	1						
A. CAPITAL RESERVE			166318,20,485			166318,20,485	
B. REVENUE RESERVES							
i. General Reserve		66187,78,621			28371,04,213		
ii. Family Security Fund		784,88,205			731,47,175		
iii. Welfare Fund		179,53,463			175,51,678		
iv. HBA Spl. Family Benefit Fund		30,16,264	67182,36,553		28,45,739	29306,48,805	
C. STATUTORY RESERVES							
i. Fund for Replacement, Rehabilitation and Modernisation of Capital Assets		26979,86,149			22925,60,605		
ii. Fund for Development, Repayment of Loans & Contingencies		32414,26,391	59394,12,540	292894,69,578	28360,00,847	51285,61,452	246910,30,742
LOAN FUNDS							
a. Secured loans		-			-		
b. Government loans		-			-		
c. Loan from international aid agencies		-			-		
d. Unsecured loans		-			-		-
e. Liability for Corporate Social Responsibility	2	618,04,648	618,04,648	618,04,648	504,53,242	504,53,242	504,53,242
DEFERRED TAX LIABILITY	5			27890,30,942			26004,19,273
SOURCES OF FUNDS - TOTAL				321403,05,168			273419,03,257

The Capital reserve includes ₹ 40,63,54,594 incurred by the Central Government upto 31.3.1979. Pending the Governments decision under Sec. 31 of the erstwhile Major Port Trusts Act, 1963 regarding fixation of the amount of repayment of capital provided by the Government with reference to the provision under Clause C of Sub-Sec. 1 of Sec. 29 ibid and further based on the Board's resolution No: 221, dated 19.2.1980, the whole capital expenditure incurred by the Central Government upto 31.3.1979 is treated as Capital Reserve



V.O.CHIDAMBARANARPORTAUTHORITY

BALANCE SHEET

(Amount in Rupees)

APPLICATION OF FUNDS							
A. FIXED CAPITAL ASSETS - NET BLOCK	3			151449,99,402			149120,72,881
INVESTMENTS	4						
a. General Revenue Fund		120102,89,998			86452,89,980		
b. Statutory Reserves		59450,99,896			51299,99,896		
c. Cash surplus Fund		1167,23,021			1678,67,593		
d. Family Security Fund		736,00,000			695,00,000		
e. Welfare Fund		56,00,000			56,00,000		
f. HBA Spl. Family Benefit Fund		27,00,000	181540,12,915	181540,12,915	27,00,000	140209,57,469	140209,57,469
CURRENT ASSETS, LOANS & ADV.							
A. CURRENT ASSETS							
i. Interest accrued on investments							
a. General Fund		8963,26,832			4535,84,457		
b. Family Security Fund		43,20,474			35,14,399		
c. Welfare Fund		5,04,042			2,18,974		
d. HBA Spl. Family Benefit Fund		2,36,172	9013,87,520		1,05,806	4574,23,636	
ii. Inventories			90,60,079			178,20,129	
iii. Sundry debtors							
a. Government		2884,96,254			3712,17,594		
b. Others		8263,58,838	11148,55,092		9139,19,679	12851,37,273	
iv. Cash & bank balances	4A						
a. General Fund		1982,61,648			953,21,870		
b. Family Security Fund		73,742			1,32,776		
c. Welfare Fund		5,24,227			1,53,085		
d. HBA Spl. Family Benefit Fund		65,309	1989,24,926		28,475	956,36,206	

V.O.CHIDAMBARANARPORTAUTHORITY

BALANCE SHEET

B. LOANS AND ADVANCES							
a. General Fund		74689,15,267			47819,60,609		
b. Family Security Fund		4,93,989			-		
c. Welfare Fund		113,25,194			115,79,619		
d. HBA Spl. Family Benefit Fund		14,783			11,458		
e. Deposits		2052,54,692	76860,03,925	99102,31,542	1827,25,444	49762,77,130	68322,94,374
LESS: CURRENT LIABILITIES & PROVISIONS							
A. CURRENT LIABILITIES							
i. Miscellaneous creditors & cr. balances		218,01,380			200,70,623		
ii. Liability towards expenses		16223,93,842			15001,87,107		
iii. Others		4534,60,241			4591,13,707		
iv. Deposits from merchants, contractors etc.		24162,30,691	45138,86,154		22637,90,568	42431,62,005	
B. PROVISIONS							
i. Provision for taxation			65550,52,537	110689,38,691		41802,59,462	84234,21,467
NET CURRENT ASSETS				(11587,07,149)			(15911,27,093)
MISCELLANEOUS EXPENDITURE							
(To the extent not written off or adjusted)							
APPLICATION OF FUNDS – TOTAL				321403,05,168			273419,03,257

(ASHOKA KUMAR SAHU)

**Financial Adviser and
Chief Accounts Officer**

(SUSANTA KUMAR PUROHIT,IRSEE)
Chairperson

**V.O.CHIDAMBARANAR PORT AUTHORITY
RESERVES AND SURPLUSES**

Sl. No	Reserves and Balances	Capital Reserve	Revenue Reserves				Statutory Reserves	
			General Reserve	Employees Welfare Fund	Family Security Fund	HBA Spl. Family Benefit Fund	Reserve for replacement, rehabilitation and modernisation of Capital Assets	Reserve for development & repayment of loans and contingencies
I	Balance as at 31st March 2023	166318,20,485	28371,04,213	175,51,678	731,47,175	28,45,739	22925,60,605	28360,00,847
	ADD							
1	Contribution from Revenue Account		37816,74,408	-			4054,25,544	4054,25,544
2	Repayment of Capital Debt.							
3	Amount transferred from Capital Reserve	-						
4	Amount transferred from Foreign Exchange Fluctuation Reserve.							
5	Amount transferred from Reserve for Development & Repayment of loans and Contingencies, Capital Assets, Replacement Reserve and General Reserve. and Escrow Fund							
6	Interest on Investment earned			11,29,096	53,69,615	1,70,525		
7	Capital Profit on sale of Capital Asset							
8	Net surplus transferred from Revenue Account							
9	Miscellaneous receipts.							
10	Subscriptions/Advances Recovered etc.				21,040			
11	Amount due to port							
	TOTAL- A	166318,20,485	66187,78,621	186,80,774	785,37,830	30,16,264	26979,86,149	32414,26,391
	LESS:							
1	Amount transferred to Revenue towards Repayment of debts, Foreign Exch. Fluctuation, Escrow fund							
2	Amount transferred to General Reserve							
3	Amount transferred to Capital Reserve							
4	Expenditure			9,42,914	-	-		
5	Amt. transferred to Deferred Tax liability a/c							
6	Amount transferred to meet appropriations to statutory reserves							
7	Amount payable to Port/other funds							
8	Other transfers/(expenses)			(2,15,603)	49,625			
	TOTAL- B	-	-	7,27,311	49,625	-	-	-
	Balance as at 31st March 2024 (A - B)	166318,20,485	66187,78,621	179,53,463	784,88,205	30,16,264	26979,86,149	32414,26,391

V.O.CHIDAMBARANAR PORT AUTHORITY

Schedules to Balance Sheet

Schedule: II

LIABILITY FOR CORPORATE SOCIAL RESPONSIBILITY

(Amount in ₹)

	as at 31st March 2024	as at 31st March 2023
Opening Balance	504,53,242	418,81,556
Add: Liability made at the end of the year	529,58,773	300,00,000
Less: Expenditure met for the intended purpose during the year	416,07,367	214,28,314
Closing Balance	618,04,648	504,53,242

V.O.CHIDAMBARANARPORTAUTHORITY

SCHEDULE III

Schedules to Balance Sheet

FIXED/CAPITALASSETS

(Amount in ₹)

Sl. No.	Particulars of Assets	Gross Block				Depreciation				Net Block	
		as at 1st April 2023	Additions during the year	Deletions / Adjustments during the year	as at 31st March 2024	as at 1st April 2023	Provided during the year	Adjustments/ Deletions, etc	as at 31st March 2024	as at 1st April 2023	as at 31st March 2024
1	2	3	4	5	6	7	8	9	10	11	12
1	Land	2468,66,292	-	-	2468,66,292	-	-	-	-	2468,66,292	2468,66,292
2	Capital Dredging	90945,61,027	-	-	90945,61,027	12692,88,060	908,61,152	-	13601,49,212	78252,72,967	77344,11,815
3	Building Sheds & other structures	12699,15,352	1767,43,136	120,84,452	14345,74,036	3317,07,367	425,57,869	58,00,691	3684,64,545	9382,07,985	10661,09,491
4	Wharves, Roads and Boundaries	29996,32,077	466,33,754	58,94,620	30403,71,211	5336,21,412	636,52,747	15,25,968	5957,48,191	24660,10,665	24446,23,020
5	Floating Crafts	5135,88,537	-	27,25,063	5108,63,474	4379,03,486	173,88,066	27,23,198	4525,68,354	756,85,051	582,95,120
6	Railways and Rolling Stock	9747,06,637	-	-	9747,06,637	254,65,227	162,85,066	-	417,50,293	9492,41,410	9329,56,344
7	Docks and Sea Walls, Piers and Navigational Aids	17694,21,644	-	10,27,171	17683,94,473	5535,87,019	253,27,477	7,05,587	5782,08,909	12158,34,625	11901,85,564
8	Cranes and Vehicles	3568,15,986	26,30,412	101,48,508	3492,97,890	3036,70,412	96,62,349	101,48,508	3031,84,253	531,45,574	461,13,637
9	Plant and Machinery	6618,10,108	-	517,51,338	6100,58,770	3541,15,340	473,83,334	517,51,337	3497,47,337	3076,94,768	2603,11,433
10	Installation of Water supply, Electricity and communication	11171,08,070	3182,26,914	923,84,898	13429,50,086	6641,92,963	780,94,564	923,56,687	6499,30,840	4529,15,107	6930,19,246
I	Total	190044,25,730	5442,34,216	1760,16,050	193726,43,896	44735,51,285	3912,12,624	1650,11,976	46997,51,934	145308,74,445	146728,91,962
II	Capital Work-in-progress	3811,98,436	6512,80,000	5603,70,996	4721,07,440					3811,98,436	4721,07,440
III	Grand Total	193856,24,166	11955,14,216	7363,87,046	198447,51,336	44735,51,285	3912,12,624	1650,11,976	46997,51,934	149120,72,881	151449,99,402



V.O.CHIDAMBARANAR PORT AUTHORITY

Schedule: IV

Schedules to Balance Sheet

INVESTMENTS

Sl. No.	Particular	Rate of Interest	as at 31st March 2024	as at 31st March 2023
A	GENERAL RESERVE			
	CURRENT INVESTMENTS		-	-
	LONG TERM INVESTMENTS			
1	Government or Trust Securities	I	-	-
2	Shares, Debentures or Bonds			
	Sethu Samudram Corp. Ltd- Equity		5000,00,000	5000,00,000
	Tuticorin Port Road Co.Ltd - Equity		3619,00,000	3619,00,000
	Indian Port Rail & Ropeway Corporation Ltd.,		450,00,000	450,00,000
	Equity Contribution KKPL		2,00,000	2,00,000
	SUB TOTAL	II	9071,00,000	9071,00,000
3	Other Investments in TDR			
	IDBI Bank	7.97%	-	1500,00,000
	Indian Overseas Bank	5.20%	-	6499,99,970
	Canara Bank - New Harbour Branch	5.75%	10001,89,998	10001,89,998
	Canara Bank - New Harbour Branch	6.30%	3000,00,000	3000,00,000
	Canara Bank - New Harbour Branch	6.40%	-	3800,00,000
	Canara Bank - New Harbour Branch	7.57%/6.80%	17800,00,000	2400,00,000
	Canara Bank - New Harbour Branch	7.58%/7.85%	4150,00,000	3380,00,000
	Canara Bank - New Harbour Branch	7.65%	9000,00,000	-
	Canara Bank - New Harbour Branch	7.66%	4650,00,000	-
	Canara Bank - New Harbour Branch	7.70%	28000,00,000	-
	Canara Bank - New Harbour Branch	7.75%	4500,00,000	-
	Canara Bank - New Harbour Branch	7.80%	4200,00,000	-
	Union Bank of India	7.75%/6.55%	16600,00,000	2500,00,000
	Bank of Baroda	5.40%	-	2100,00,012
	Bank of Baroda	6.90%	-	1300,00,000
	Bank of Baroda	7.10%	-	5700,00,000
	Bank of Baroda	7.30%	-	1100,00,000
	Bank of Baroda	7.50%	-	6100,00,000
	Bank of Baroda	7.52%	-	6900,00,000
	Bank of Baroda	7.66%/7.57%	1580,00,000	4000,00,000
	Bank of Baroda	7.65%/7.61%	7550,00,000	1100,00,000

Sl. No.	Particular	Rate of Interest	as at 31st March 2024	as at 31st March 2023
-	Bank of Baroda	7.75%	-	1100,00,000
-	Bank of Baroda	7.85%	-	2800,00,000
-	Bank of Baroda	7.80%	-	12100,00,000
-	SUB TOTAL	III	111031,89,998	77381,89,980
-	TOTAL (A)	I+II+III	120102,89,998	86452,89,980
B	<u>STATUTORY RESERVE</u>			
-	<u>CURRENT INVESTMENTS</u>			
-	<u>LONG TERM INVESTMENTS</u>			
1	Government or Trust Securities	I	-	-
2	Shares, Debentures or Bonds	II	-	-
-				
Sl. No.	Particular	Rate of Interest	as at 31st March 2024	as at 31st March 2023
3	<u>Other Investments in TDR</u>			
	Canara Bank - Beach Road Branch	5.45%	1299,99,990	1299,99,990
	Canara Bank - Beach Road Branch	5.70%	1199,99,994	1199,99,994
	IDBI Bank	5.40%	1699,99,998	1699,99,998
	IDBI Bank	5.50%	8199,99,959	8199,99,959
-	IDBI Bank	7.97%	1500,00,000	-
	Indian Bank	7.65%/7.90%	3250,00,000	700,00,000
	Indian Overseas Bank	5.45%	4399,99,988	4399,99,988
	Canara Bank - New Harbour Branch	5.45%	4299,99,988	4299,99,988
	Canara Bank - New Harbour Branch	5.70%	3399,99,983	3399,99,983
	Canara Bank - New Harbour Branch	7.85%/7.90%	12000,00,000	1600,00,000
	Canara Bank - New Harbour Branch	7.55%	2350,00,000	
-	Canara Bank - New Harbour Branch	7.56%	1650,00,000	-
-	Canara Bank - New Harbour Branch	7.77%	2000,00,000	-
	State Bank of India	5.45%	799,99,996	799,99,996
	State Bank of India	6.25%	-	3200,00,000
	State Bank of India	6.95%	-	2000,00,000
	Bank of Baroda	7.80%/7.71%	7350,00,000	14700,00,000
	Bank of Baroda	7.85%/7.88%	1001,00,000	3800,00,000
-	Bank of Baroda	7.86%	3050,00,000	-
-	SUB TOTAL	III	59450,99,896	51299,99,896
-	TOTAL (B)	I+II+III	59450,99,896	51299,99,896
C	<u>CASH SURPLUS FUND</u>			
-	Funds with LIC for Leave Encashment Scheme		1167,23,022	1678,67,593
-	TOTAL (C)		1167,23,022	1678,67,593

Sl. No.	Particular	Rate of Interest	as at 31st March 2024	as at 31st March 2023
D	<u>FAMILY SECURITY FUND</u>			
	Indian Overseas Bank	5.50%	5,00,000	5,00,000
-	IDBI Bank	5.20%	-	505,00,000
-	Canara (Syndicate) Bank	5.70%	56,00,000	56,00,000
-	Canara (Syndicate) Bank	6.50%	-	122,00,000
-	Canara (Syndicate) Bank	7.25%	8,00,000	-
-	Canara (Syndicate) Bank	7.85%	-	7,00,000
-	BANK OF BARODA	7.55%	129,00,000	-
-	BANK OF BARODA	7.65%	538,00,000	-
-	TOTAL (D)		736,00,000	695,00,000
E	<u>WELFARE FUND</u>			
-	Canara (Syndicate) Bank	5.70%	47,00,000	47,00,000
-	Canara (Syndicate) Bank	7.25%/7.85%	9,00,000	9,00,000
-				
-	TOTAL (E)		56,00,000	56,00,000
F	<u>HBA SECURITY FUND</u>			
-	Canara (Syndicate) Bank	5.70%/5.75%	24,00,000	24,00,000
-	Canara (Syndicate) Bank	7.25%/7.85%	3,00,000	3,00,000
-	TOTAL (F)		27,00,000	27,00,000
-	TOTAL (A+B+C+D+E+F)		181540,12,916	140209,57,469

V.O.CHIDAMBARANAR PORT AUTHORITY

Schedules to Balance Sheet

Schedule: IV (A)

CASH AND BANK BALANCES

(Amount in ₹)

Particulars	Account No.	as at 31st March 2024	as at 31st March 2023
A. GENERAL REVENUE BANK ACCOUNTS			
Axis Bank	105010100026974	121,04,328	297,16,959
Axis Bank (CHD)	105010100129220	8,06,934	99,075
Canara Bank (Harbour)	61512160000015	29,05,577	101,31,248
Canara Bank (Harbour) - EDI	61512010014286	29,16,282	90,873
Central Bank of India	3429553946	18,244	53,032
HDFC Bank	50100227916422	250,91,280	11,00,965
ICICI Bank	613901114823	377,08,029	1,48,604
IDBI Bank	371104000034733	372,61,314	223,18,940
Indian Bank	6217920633	2,99,914	5,03,157
Indian overseas Bank (EDI)	014301000000003	3,85,768	11,36,732
Indian overseas Bank (Estate)	014301000000002	12,36,189	4,53,304
Indian overseas Bank (Harbour)	014301000000001	497,57,040	173,61,986
Indian Overseas Bank(Harbour) (CHD)	014301000007560	165,34,630	7,59,817
State Bank of India (Main) - EDI	10852663690	111,25,646	111,77,317
State Bank of India(Main) (CHD)	30563788654	1,148	1,116
Union Bank of India	056810100004696	1,06,599	66,093
Union Bank of India(CHD)	056810011010466	2,726	2,652
Total (A)		1982,61,648	951,21,870
B. OTHER FUND BANK ACCOUNTS			
Indian overseas Bank (Harbour) - FSF	014301000002914	73,742	1,32,776
Indian overseas Bank (Harbour) - HBA	014301000008415	65,309	28,475
Canara Bank (Harbour) - Welfare	61512010020243	5,24,227	1,53,085
Total (B)		6,63,278	3,14,336
Total (A+B)		1989,24,926	954,36,206
C. Cash on hand		-	2,00,000
Total (C)			
Grand Total (A+B+C)		1989,24,926	956,36,206



V.O.CHIDAMBARANAR PORT AUTHORITY

Schedules to Balance Sheet

Schedule: v

DEFERRED TAX LIABILITY

(Amount in ₹)

	as at 31st March 2024	as at 31st March 2023
Timing Difference on Account of Depreciation - Opening	26004,19,273	24728,92,302
Timing Difference on Account of Depreciation - Closing	27890,30,942	26004,19,273
Change in Deferred Tax Liability charged to P&L Account	1886,11,669	1275,26,971

V.O.CHIDAMBARANAR PORT AUTHORITY

PROFIT & LOSS ACCOUNT

(Amount in ₹)

	Sch.	For the period ending	
		31st March 2024	31st March 2023
<u>INCOME</u>			
Cargo handling and Storage charges	6	56466,51,617	41780,07,521
Port and Dock charges	7	35682,26,865	26228,75,848
Railway Earnings	8	514,26,880	539,18,760
Estate Rentals	9	5814,41,628	5143,65,312
TOTAL OPERATING INCOME		98477,46,990	73691,67,441
<u>EXPENDITURE</u>			
Cargo handling and Storage charges	10	5471,12,293	6949,82,876
Port and Dock facilities for Shipping	11	6589,04,330	7119,54,867
Railway Workings	12	859,93,914	702,18,133
Rentable Lands & Buildings	13	3924,09,845	2401,71,546
Management and General Administration Expenses	14	12153,71,411	13289,65,256
TOTAL OPERATING EXPENDITURE		28997,91,793	30462,92,678
OPERATING SURPLUS		69479,55,197	43228,74,763
ADD: Finance & Miscellaneous Income	15	13714,45,081	8357,23,235
LESS: Finance & Miscellaneous Expenditure	16	11552,43,716	10733,78,260
NET SURPLUS BEFORE TAX		71641,56,562	40852,19,738
LESS:			
Provision for Taxation		23747,93,075	13098,03,373
Deferred Tax Liability		1886,11,669	1275,26,971
NET SURPLUS AFTER TAX FOR APPROPRIATIONS		46007,51,818	26478,89,394
LESS:			
Appropriation, transfer to Reserves/Funds etc.			
Employees Welfare Fund		25,00,000	25,00,000
Reserve for replacement, rehabilitation and modernisation of Capital Assets		4054,25,544	3881,92,421
Reserve for Development, Repayment of loans and contingencies		4054,25,544	3881,92,421
Transfer of surplus to Funds other than GPF, Pension & Gratuity		57,26,322	40,87,967
Total Appropriations		8190,77,410	7829,72,809
SURPLUS TRANSFERRED TO GENERAL RESERVE		37816,74,408	18649,16,585

(ASHOKA KUMAR SAHU)

Financial Adviser & Chief Accounts Officer

(SUSANTA KUMAR PUROHIT, IRSEE)

Chairperson

V.O.CHIDAMBARANARPORTAUTHORITY

Schedules to Profit & Loss Account

(Amount in ₹)

	For the period ending	
	31st March 2024	31st March 2023
SCHEDULE –6		
<u>Income From Cargo Handling and Storage Charges</u>		
Handling & Storage charges on General cargo	2,02,89,74,914	1,24,59,44,935
Storage of goods in Warehouse and open area	15,92,25,730	10,93,00,116
Crane and other handling equipment charges	1,19,80,308	65,28,662
Coal Handling charges –Coal Jetty	79,96,71,518	62,89,29,883
Petroleum, Oils and Lubricant Shandling charges	19,14,46,384	9,92,87,569
Demurrage on General Cargo	1,85,65,512	3,49,19,241
Royalty from PSASICAL	9,52,57,584	19,64,50,303
Royalty from Stevedoring and Shore handling	27,39,96,830	20,53,46,635
Container handling harges at VIII Berth	1,05.62,96,341	91,41,47,489
Coal at North Cargo Berth-I	62,55,80,646	32,73,16,664
Revenue from North Cargo Berth-II	86,10,710	---
Income from NCB I operation against TTPS Coal	---	2,74,47,532
Lease rent for land to BOT Operators	2,97,08,333	2,75,94,327
Revenue share from Harbour Mobile Cranes, Mechanisation of 9 th Berth	33,64,23,441	29,36,43,751
Miscellaneous Income	1,09,13,366	6,11,50,414
Total	5,64,66,51,617	4,17,80,07,521
SCHEDULE –7		
<u>Income from Port and Dock Charges</u>		
Towage, Mooring and Pilotage Fees	1,35,34,82,184	1,10,23,69,498
Berth Hire Charges	1,40,78,14,575	87,19,67,608
Port Dues	79,25,62,995	63,64,10,135
Miscellaneous Income	1,43,67,111	1,21,28,607
Total	3,56,82,26,865	2,62,28,75,848
SCHEDULE –8		
<u>Income From Railway Activity:</u>		
Shipping Operation	65,94,060	1,17,24,695
Private Users	4,48,32,820	4,21,94,065
Total	5,14,26,880	5,39,18,760
SCHEDULE –9		
<u>Income From Estate Rentals:</u>		
Estate Rental	38,93,65,957	35,05,06,241
Water and Electricity Income	19,20,75,671	16,38,59,071
Total	58,14,41,628	51,43,65,312

V.O.CHIDAMBARANAR PORT AUTHORITY

Schedules to Profit & Loss Account

(Amount in ₹)

	For the period ending	
	31 st March 2024	31 st March 2023
SCHEDULE -10		
<u>Expenditure on Cargo Handling and Storage:</u>		
Handling & storage of General Cargo at sheds and wharves	17,70,65,664	18,94,63,974
Warehousing	1,78,65,582	1,84,43,741
Operation & Mtce. of Wharf Cranes & Handling equipments	1,97,36,713	2,17,45,134
Departmental Overheads	5,83,77,501	5,07,09,452
Trade promotion	84,74,576	11,24,153
Cargo Handling Division	20,02,26,545	25,58,68,931
Depreciation	6,41,15,712	15,76,27,491
Total	5471,12,293	6949,82,876
SCHEDULE – 11		
<u>Expenditure on Port and Dock facilities for Shipping (including Pilotage):</u>		
Towing, Berthing, Mooring and Pilotage	45,13,14,633	51,72,09,390
Port Service-Dredging, Marine Survey and other services	85,35,387	87,23,040
Miscellaneous ship Handling facilities	15,28,166	11,32,394
Fire fighting	3,65,97,515	3,52,16,281
Departmental Overheads	2,13,70,657	1,95,11,719
Depreciation	13,95,57,972	13,01,62,043
Total	65,89,04,330	71,19,54,867
SCHEDULE – 12		
<u>Expenditure on Railway Activity:</u>		
Maintenance of Permanent Way, Station Yards & Sidings	6,94,57,368	5,25,27,745
Depreciation	1,65,36,546	1,76,90,388
Total	8,59,93,914	7,02,18,133
SCHEDULE – 13		
<u>Expenditure on Rentable Lands & Buildings :</u>		
Residential Quarters – Maintenance	13,71,33,872	10,29,17,676
Non-Residential Area – Maintenance	8,97,67,655	41,50,800
Departmental Overheads	7,87,81,652	9,02,33,704
Depreciation	8,67,26,666	4,28,69,366
Total	39,24,09,845	24,01,71,546
SCHEDULE – 14		
<u>Expenditure on Management and General Administration:</u>		
Management and Secretarial Expenses	18,14,15,102	14,97,52,717
Port Security	19,42,74,257	20,88,72,653
Labour and Welfare Expenses	20,35,202	2,55,217
Medical Expenses	17,22,86,372	17,25,41,236
Store Keeping	53,73,440	51,50,101
Accounting and Auditing	13,25,07,149	12,69,11,775
Engineering and Workshop Overheads	37,19,52,198	54,31,99,312
Sundry Expenses	7,12,51,963	7,11,88,120
Depreciation	8,42,75,728	5,10,94,125
Total	1,21,53,71,411	1,32,89,65,256

V.O.CHIDAMBARANAR PORT AUTHORITY

Schedules to Profit & Loss Account

(Amount in ₹)

	For the period ending	
	31st March 2024	31st March 2023
SCHEDULE -15		
<u>Finance and Miscellaneous Income:</u>		
Interest on Fixed Deposits	1,16,50,83,220	70,23,44,735
Interest on House Building, Conveyance and Computer Advance	18,30,168	14,54,598
Profit on disposal of Capital Assets, unserviceable & surplus materials	28,99,246	55,21,407
Harbour Entry Fees	4,11,56,261	3,86,23,808
Miscellaneous Income including interest on Cash balances & Penalties	7,17,60,912	827,00,831
Income relating to Funds other than Pension , GPF& Gratuity	66,69,236	49,90,726
Items relating to previous years	8,20,46,038	87,130
Total	1,37,14,45,081	83,57,23,235
SCHEDULE -16		
<u>Finance and Miscellaneous Expenditure:</u>		
Corporate Social Responsibility	5,29,58,773	3,00,00,000
Contribution to to Pension Fund & Gratuity Fund	1,08,76,00,000	1,02,40,00,000
Contribution to New Pension Fund	115,75,207	112,94,657
Bank charges and Other Misc. Expr	1,55,090	44,50,000
Expenditure relating to Funds Other than Pension, GPF, Gratuity	9,42,914	9,02,759
Others	20,11,732	27,30,844
Total	1,15,52,43,716	1,07,33,78,260

(ASHOKA KUMAR SAHU)
Financial Adviser and
Chief Accounts Officer

(SUSANTA KUMAR PUROHIT, IRSEE)
Chairperson

SIGNIFICANT ACCOUNTING POLICIES

1. **Basis of preparation of financial statements:**

The financial statements have been prepared under the historical cost convention on accrual basis and in accordance with implementation of the revised Standard Norms of Account for Major Ports communicated by erstwhile Ministry of Shipping, Govt. of India, vide letter No. PR-20021/2/98-PG dated 06.11.2002. The accounts has been prepared as per Rule 6 of Major Port Authorities (Audit and Accounts) Rules, 2021 read with Section 44(1) of the Major Port Authorities Act, 2021, notified vide dated:22.11.2021. The said financial statements also comply with the mandatory Accounting Standards issued by the Institute of Chartered Accountants of India.

2. **Inventories (Accounting Standard-2):**

Inventories mainly consist of maintenance spares, tools and consumables and are valued at cost determined on weighted average basis or net realizable value whichever is less.

3. **Depreciation (Accounting Standard-6):**

Depreciation of fixed assets is provided on straight line method on the economic life of assets given in the directives/circulars issued by the Government of India. Assets capitalized during the year are depreciated as follows:

Assets put to use

Upto 30 days	–	Nil
Above 30 days and upto 180 days	–	Half (50%)
Above 180 days	–	Full (100%)

Individual assets costing less than ₹ 1,00,000/- and having a life period of less than 5 years are fully charged to Revenue Account.

4. **Revenue Recognition (Accounting Standard-9):**

The major sources of income of the Port are classified as follows:

- i. Cargo related service charges consisting of wharfage, storage charges, cargo handling and equipment hiring, etc.
- ii. Royalty from BOT Operator for VII Berth Container Terminal.

- iii. Revenue share from PPP operation of VIII Berth & Other equipment etc.,
- iv. License Fees from PPP operator for the licensing of water front area and back up area.
- v. Port & Dock service charges consisting of towage & mooring and pilotage fees, berth hire fees and port dues.
- vi. Estate Related charges consisting of lease of land, rent, water and electricity and way leave charges.
- vii. Railway earnings consisting of siding charges collected for the use of port siding.
- viii. Finance & Miscellaneous income comprises of interest earned on investments, profit on sale of assets, port entry fees and penalties.
- ix. **All charges covered under (i) to (viii) above are recognized on accrual basis immediately on completion of the services except,** Penal interest, Interest on advance to Employees, Penalties and Entry Fees which are recognized on receipt basis. Also wherever the claim is disputed for payment and pending as on the Balance Sheet date, the same is being recognized on receipt basis.

5. Fixed Assets accounting (Accounting Standard 10):

Fixed assets are stated in the books at historical cost consisting of actual cost of construction/ purchase price including import duties and other taxes which are directly attributable to/bring the asset to the working condition for its intended use. All expenses up to the date of commissioning of the project have been capitalized. Profit or loss on sale of fixed assets is accounted for in the Revenue accounts. Capital work in progress is stated, to the extent of work completed equated to value up to the Balance Sheet date.

6. Grants (Accounting Standard 12)

Grants received from Government of India are credited to the Asset Account on completion and net value is shown as Gross Block and depreciation provided thereon. Regarding Grants received in respect of schemes pending execution, the same will be disclosed as Grants received and transferred to Capital account only on completion of assets.

7. Investments (Accounting Standard 13):

The Port's investments broadly consist of Fixed Deposit with Nationalized banks and IDBI Bank. The investments are valued at cost (Par Value).

8. Retirement Benefits (Accounting Standard 15):

Actuarial valuation is carried out by Life Insurance Corporation towards Pension and Gratuity liability in respect of Employees. As per availability of funds and as required contributions are made to Pension Fund and Gratuity Fund created for the purpose by charging to revenue account.

Port's contribution to New Pension Scheme is also charged to the Profit and Loss Account. Employees who have joined service in the Port after 1.1.2004 are covered under the New Contributory Pension Scheme. The said Employee's and Employer's contribution is being remitted to NPS Trust through NSDL under the Registration Code of the Port on monthly basis. As on Balance Sheet date 98 employees are covered under this scheme.

9. Borrowing Cost (Accounting Standard 16):

Borrowing costs that are directly attributable to the acquisition and construction of assets are capitalized till the date on which the asset is commissioned. Interest on loans after capitalization is charged to Revenue account on accrual basis. However, at present Port has not availed any loans.

10. Taxes on Income (Accounting Standard 22):

Current tax is the amount of income tax determined to be payable in respect of the taxable income for a period. Deferred tax is recognized, subject to consideration of prudence, on timing differences, being difference between taxable income and accounting income that originate in one period and are enabled for reversal in one or subsequent periods.

11. Provisions, Contingent Liabilities & Contingent Assets (Accounting Standard 29):

Provisions are recognized only when there is present obligation as a result of past events and when a reliable estimate of the amount of obligation can be made. Contingent liability is disclosed for (i) Possible obligation which will be confirmed only by future events not wholly within the control of V.O.C Port or (ii) Present obligations arising from past events where it is not probable that an outflow of resources will be

required to settle, the obligation or a reliable estimate of the amount of the obligation cannot be made.

Regarding amount due, the same is recognized on accrual basis except disputed cases which are either under litigation or under mutual discussions for negotiated settlement with Government bodies like Tamil Nadu Electricity Board (Tuticorin Thermal Power Station) and Indian Oil Corporation as well as BOT/PPP operators in which cases, the matter is subjudice.

12. Accounting Policies and Format Annual Statements:

The Central Government has made effective the Major Port Authorities Act, 2021 w.e.f 3rd November 2021. The Government has also notified Major Port Authorities (Accounts and Audit) Rules, 2021.

As per Section 44(1) of the Major Port Authorities Act, Board will prepare Annual Statement of Accounts in such form as prescribed by Central Government in consultation with Comptroller and Auditor General of India. As per the 195th General Body Meeting of IPA held on 31st January 2023, the recommendations of the Department Standing Committee(DSC) on Finance and Investments for engagement of The Institute of Chartered Accountants of India(ICAI) Accounting Research Foundation to undertake the work of development of common framework of Annual Accounts of Major Port Authorities under MPA Act 2021 and Major Port authorities (Accounts and Audit Rules) 2021, has been approved and accordingly work order dated 17th February 2023 has been issued to ICAI. The first preliminary meeting to discuss the aforesaid issues with ICAI was held on 13th April 2023. In this connection the Port officials has attended the meeting held with the officials of ICAI at IPA on 14th& 15th March, 2024.

Since the said format is still awaited as per the aforesaid developments, the Port has followed the existing accounting policies and format of annual statements which were used by Port prior to 3rd November 2021.

V.O. CHIDAMBARANAR PORT AUTHORITY

NOTES TO ACCOUNTS FOR THE FINANCIAL YEAR 2023-24

The Annual Statement of Accounts for the year 2023-24 have been prepared conforming to the accounting principles and practices applicable to Major Ports. The performance and features of the Annual Statement of Accounts for the year 2023-24 are listed below:

(₹ In Crores)

SL.NO	RESULTES FOR THE YEAR	2023-24	2022-23
A	Traffic (In Million MT)	41.40	38.04
B	Financial Performance		
1.	Operating Income	984.78	736.92
2.	Operating Expenditure	289.98	304.63
3.	Operating Surplus (1-2)	694.80	432.29
4.	Fin. & Misc. Income	137.14	83.57
5.	Fin. & Misc. Expr.	115.52	107.34
6.	Total Income (1+4)	1121.91	820.49
7.	Total Expr. (2+5)	405.50	411.97
8.	Net Surplus before Tax (6-7)	716.42	408.52
9.	Pro. For deferred Tax	18.86	12.75
10.	Provision for Taxation	237.48	130.98
11.	Net Surplus after Tax (8-9-10)	460.08	264.79
12.	Operating Ratio (2/1)	29.45%	41.34%
13.	Cost per Tonne (2/A)	70.04	80.08

a. Equity Contribution made by Port as on 31.03.2024:

Sl. No.	Company	Year of Investment	Equity contribution (₹ in Crs)	Dividend received, if any, during the accounting year
1.	Sethusamudram Corporation Limited (SCL)	2005-06	1.00	NIL
		2006-07	15.00	
		2007-08	15.00	
		2008-09	19.00	
		Total	50.00	
2.	Tuticorin Port Road Company Limited (TPRCL)	2010-11	5.00	NIL
		2011-12	2.27	
		2013-14	17.73	
		2017-18	11.19	
		Total	36.19	
3.	Indian Port Rail Corporation Limited (IPRCL)	2016-17	4.50	NIL
4.	Kanyakumari Port Limited.	2019-20	0.02	NIL

b. Actuarial valuation towards Pension as on 31.03.2024:

The actuarial valuation of pension liability of employees as on 31.03.2024 is ₹ 425.85 Crores as assessed by M/s. LIC of India. Similar valuation in respect of pensioners is ₹ 1346.46 Crores. Thus, the total actuarial valuation of pension liability is ₹ 1772.31 Crores. During the current Financial Year 2023-24, Port has made contribution for an amount of ₹ 104.56 Crores and M/s. LIC of India has declared the interest for FY 2023-24 of ₹ 139.82 Crores at 7.87%. The net balance available in Pension fund as on 31.03.2024 of ₹.1912.15 Crores.

c. Actuarial valuation towards Gratuity as on 31.03.2024:

The actuarial valuation of Gratuity liability of employees as on 31.03.2024 is ₹ 46.06 Crores as assessed by M/s. LIC of India and the available balance as on 31.03.2024 is ₹ 49.73 Crores.

d. Actuarial valuation towards Employees Leave Encashment as on 31.03.2024:

The actuarial valuation of Employees Leave Encashment liability as on 31.03.2024 as assessed by M/s.LIC of India is ₹ 13.24 crores. An amount of ₹ 11.67 crores already held with M/s.LIC of India for the said liability under GLES. The shortfall of ₹1.57 Crores will be made good in subsequent years.

e. General Provident Fund

The amounts recovered towards Provident Fund Contribution from the members of General Provident fund are transferred to Employees General Provident Fund Trust Account formed for this purpose.

f. Deferred Tax

Consequent to compliance with Accounting Standard – 22 on accounting of taxes on income which has come into effect from the year 2003-04, the effect of net Deferred Tax Liability (DTL) is as below:

(In ₹)

Deferred Tax Liability (DTL)	As at 31 March, 2024
DTL as on 31.03.2023	2,60,04,19,273
Add: Deferred Tax recognized during the year	18,86,11,669
DTL as on 31.03.2024	2,78,90,30,942

g. Corporate Social Responsibility:

- i. The Ministry of Ports, Shipping and Waterways issued Revised Guidelines on Corporate Social Responsibility (CSR) for Major Ports vide letter dated 12019/1/2020-PD-VI (IV) dated 28th June, 2023.
- ii. As per the above Guidelines, if the net profit of the previous financial year is ₹ 100 crores to ₹ 500 Crores CSR expenditure shall be 2% to 3% (Subject to minimum of ₹3 Crores) of such Net Profit. Accordingly, Port has made a provision of ₹ 5.30 Crores during 2024-25 as follows:

(₹ In Crores)	
Particulars	Amount
Opening Balance as on 01.04.2023	5.05
Less : - Expenditure incurred during FY 2023-24	
a) Flood Relief payment	2.89
b) Surgical equipments for Government Tuty	0.50
c) Construction of new building for Harbour School	0.35
d) Fisheries and Fishermen welfare 2024	0.25
e) Others	0.18
Total- A	4.17
<u>Additions :-</u>	
Provisions for made for FY 2023-24 (2 % of ₹ 264.79 Cr. subject to Minimum of ₹ 3 Crore)	5.30
Total – B	5.30
Closing Balance as on 31.03.2024	6.18

h. Grant in Aid

No grants have received during the Financial year 2023-24. However, during the Financial Year 2015-16, the then Ministry of Shipping had been sanctioned a Grant for Capital Dredging is ₹ 224.01 crores. Out of ₹ 224.01 crores, ₹ 223.65 crores has been released till 31.03.2022 and balance ₹ 0.36 crores is yet to be received from the Ministry. Similarly, the Ministry has released a grant of ₹ 10.00 crores as a 1st installment during the Financial year 2020-21 and ₹ 10.00 crores as a second, third and final installment during the financial year 2022-23 for Construction and Widening

of Korampallam Surplus Course Bridge and the same has been confirmed by the Ministry vide letter date:29.11.2023.

- i. An amount of ₹ 1,73,26,000/- has been remitted by M/s. Green Star Fertilizer Ltd., Tuticorin (the H1 bidder) for Liquid storage Tank constructed by M/s. Chemplast Tank Farms and as per the order of Hon'ble High Court, the amount remitted has been deposited in Escrow Account with Indian Overseas Bank and the case is still sub judice.
- j. As per the directions of the then Ministry of Shipping, Port has entered in to a SPV formed for the purpose of Development of Kanyakumari Port as M/s. Kanyakumari Port Limited with 40% Share, where Chennai port and Kamarajar Port Erstwhile Ennore Port are also shareholders at 40% and 20% share respectively. Port has made an investment of ₹ 2.00 lakhs as Share Capital. An amount of ₹ 14.87 Crores incurred towards various purposes for development of new Port which is reimbursable by Ministry or M/s. Kanyakumari Port Limited.
- k. Contingent liabilities not provided for in the Books of Accounts, owing to uncertainty in nature and which are disputed, are as follows;
 - i. The demand from Tamil Nadu Government towards Seignorage Fees ₹ 1.18 crores and the interest demand of ₹ 5.39 crores has not been provided, since it is considered as non payable & exempted for Port.
 - ii. The cases filed by M/s. Tamilnadu Water Supply & Drainage Board, M/s. Eco Protection Pvt. Ltd., M/s. Flemingo Duty Free Shop, M/s. Jan De Nul Pvt. Ltd., M/s. P. Vetrivel & Dinakaran, etc., has an overall liability and all the cases are pending before various legal forums for disposal. The details of cases have been enclosed as **Annexure I**.
 - iii. No provision is considered for disputed Income Tax and Service Tax demands which are under appeal proceedings before various Authorities based on the legal opinions since these demands are not sustainable in law (**Annexure -II**).

- iv. Erstwhile Service Tax Department filed a case against K.Pushpakumar, a contract Marine Pilot for Nonpayment of Service Tax in which VOC Port has also been made a Party, which at present is sub judice and the finance implication involved is ₹.8.28 Lakhs plus interest.
- v. Service related cases are pending before various forum of the Court of Law, challenging appointments, promotion, seniority, MACP, regularization, TA&DA, etc., and in certain cases, Port has been made as Garnishee on the loan obtained by the Port employees which is neither quantifiable nor has major bearing on the revenue /expenditure on the Port account, hence the same is not specifically stated.
- vi. The claims of M/s. Dakshin Bharath Gateway Terminal (P) Ltd (DBGT) and VOC Port before the arbitration proceeding are as follows:

Claim by DBGT	Claim by Port
1. ₹ 2.13 crores on rebate in computing gross revenue	₹9.23 crores towards Liquidated
2. ₹ 14.85 crores on encashment of BG	Damage and ₹
3. Reduction in the revenue share	5.13 crores
4. Interest on the above amount at SBI PLR plus 2%, amounting to ₹ 4.7 crores	towards Revenue share

The arbitration tribunal has rejected the claim of both the parties resulted that the award was partially in favor of Port. Against the ibid arbitration award, DBGT has filed an appeal before the Hon'ble High Court of Madras vide No:OSA(CAD)/57/2022 AND CMP 7599/2022 and the Hon'ble High Court vide its Order dated 22.02.2022 has set aside the arbitration award with the observation that the claim for amendments to the Concession Agreement viz., Reduction of Revenue Share and consequent to change in law, is a live issue and it is open to the Petitioner to institute de novo arbitral proceedings. The

said direction has been challenged by the Port before the Division bench of the Hon'ble High Court of Madras.

In this connection M/s. DBGTT has filed a case, vide OSA(CAD)/57/2022 and CMP 7599/2022, with a request to reduce Revenue Share from 55.19% to 45.30% and to extend the date of CoD and Concession Period. In the Hearing held on 26.04.2022, Hon'ble Madras High Court Division (Bench) granted interim stay for the order. Dt .22.02.2022 issued by Hon'ble High Court of Madras. The case was last posted for hearing on 30.04.2024. The date for next hearing is not being provided by the Court.

- vii. (a) The issue on payment of Royalty as per the License Agreement was challenged by M/s PSA SICAL Terminal Ltd., (PSA SICAL) before the Hon'ble Supreme Court of India, which was ordered in favor of Port on 28.07.2021 by setting aside the arbitration award as perverse in nature. In continuation to the ibid Order of the Apex Court, show cause notice was issued for non-adherence to the terms of License Agreement and subsequently Termination Notice was also issued. The issuance of termination notice was challenged at Hon'ble Supreme Court through Writ Jurisdiction and the matter is under subjudice.
- (b) Consequent to the Order dt.7.6.2022 passed by Hon'ble High Court of Madras in WA No.227 & 229 of 2022, in connection case filed by PSA Sical Terminal limited against The Board of Members of VOC Port, VOC Port encashed the Bank Guarantee furnished by PSA SICAL, for an amount of ₹ 62,01,90,000/- against the Royalty dues for the period from 15.7.2011 to 28.2.2019. Subsequently PSA SICAL, filed an application against the encashment of Bank Guarantee and Arbitral Tribunal vide order dt.2.8.2022 directed VOC Port to deposit the sum of ₹ 62,01,90,000/- in a form of Fixed deposit in the name of VOC Port. Accordingly, VOCPA deposited the amount of ₹ 62,01,90,000/- in FD at Canara Bank. The originals of FD receipts were handed over to the Presiding Arbitrator to be retained in his custody until

further orders. The Final Award for the Arbitration was issued on 07.07.2023, wherein it was directed that sum of ₹ 62,01,90,000/- shall continue to be retained in the bank for period of 3 months from the date of maturity of FD. However, Port has filed appeal before the District Court seeking three interim reliefs, one of which is to grant an interim direction permitting the petitioner (VOCPA) to appropriate the sum of ₹.62,01, 90,000/-(Rupees Sixty two crores one lakh and ninety thousand only) deposited by the petitioner herein with the bank in terms of the orders of the Arbitral Tribunal dated 02.08.2022. Hearings were held on 23.11.2023, 14.12.2023 & 8.1.2024. Judge on transfer. Hence case reopened by the court for the arguments by 19.06.2024

- (c) In addition to the above, PSA SICAL has also filed appeals at various legal authorities (Annexure – III) and in one of the cases, as per the Arbitral Tribunal award dated:02.11.2019, PSA SICAL is paying Royalty @ ₹ 1.50 Crores per month. Hence, Port has been accounted the royalty payment @ ₹ 1.50 crores per month in compliance to the Order of Arbitral Tribunal, though royalty payable as per agreement is different. However, final award was passed on 07.07.2023, wherein the claims of the port were rejected and directed that payment made by PSA SICAL be operative only for a period of three months from date of final award. Hence, M/s. PSA Sical not paid the Royalty @ ₹.1.50 Crores after 3 months period. i.e.,from October, 2023 onwards. VOCPA filed appeal in the District Court against the award in Ar. OP 396/2023 to grant stay of final award and claim Bank Guarantee amounting to ₹.62,01,90,000/- (Rupees Sixty two crores one lakh and ninety thousand only) along with royalty charges. Hearings were held on 23.11.2023, 14.12.2023 & 8.1.2024. Judge on transfer. Hence case reopened by the court for the arguments by 19.06.2024.

- a. Amounts not considered in Books of Accounts as income due to its uncertainty in nature. The details are as follows:

- i. Port has entered agreements with various firms on several kinds of project. In that, some firms have approached various legal forums on the issues like encashment of Bank Guarantee; deduction of Liquidated Damages & TDS; claim on differential amount; royalty charges, etc. The amount involved in the same cannot be included in the book of accounts as it is disputed and uncertain in nature. Such cases details are enclosed as **Annexure - IV.**
 - ii. The License Fee / Lease rental income receivable which are disputed due to court cases being subjudice are not accounted as income in books of accounts. Similarly, the MGT dues of those parties for which the agreement has not been executed and disputed has not been accounted owing to its uncertainty.
 - iii. A case on Regional Provident Fund Commissioner against the belated transfer of the then TPT CHLP subscribers GPF balance upto 31.12.2002 along with interest has been filed before Hon'ble High Court of Madras, Madurai Bench. As per the Judgment dated 16.03.2012, the Court directed EPFO department to pay interest on the amount kept by them as per the rate of interest charges by them in case of default. Against the order, EPFO filed appeal before Hon'ble High Court of Madras, Madurai Bench which was dismissed vide order dated 18.12.2019. After continual requisition, the EPFO department paid ₹ 15,74,90,617/- against the demand of ₹ 19,46,34,632/- including principal and interest. Port communicated on 03.08.2023, to remit the balance amount of ₹3,71,44,015/- which includes interest upto 31.07.2023. EPFO has not remitted the claim amount, till date. Action has initiated by Legal to recover the same.
- b. Obsolete assets are identified, survey reported and disposed off by auction. On completion of disposal, the same shall be removed from the Block of Assets duly identifying the same.
- I. The work of Physical Verificaion of Fixed Assets awarded to M/s. JN Gupta & Co., Chartered Accountants has submitted the final Report along with recommendations. The final report alongwith recommendations have been placed before the Board in the meeting held on 17.04.2024 and the Board accorded approval vide resolution

- no. 7. In accordance with the approval of Board, changes has been incorporated in Financial Statement 2023-24.
- m. The Physical verification of Investments, Inventories and Tools & Plants are being done annually.
- n. Wherever considered necessary, the figures have been re-grouped/rearranged for comparison /presentation purposes including previous year figures.
- o. The Port experienced unpreedent heavy rainfall and flood in December 2023. The Port properties available outside the Port having assessed value of ₹.28.23 Crores and assets inside the Port having assessed value of ₹.15.81 Crores totalling ₹.44.04 Crores have been damaged and made claim before M/s. New India Assurance Co., Necessary survey by insurance company has completed and the doucments sought for by the Insurer in this connection have already been submitted. The process of claim settlement is under process by M/s. New India Assurance Co., and exact claim receivable could not be quantified in the Financial Statement 2023-24.

Cases Filed against Port and pending before various Forums

Annexure I

Sl. No	Party Name	Case Ref No.	Brief of the case	Amount Involved	Level of Court	Advocate Name Shri/Smt.	Last hearing and status of the case
1.	TWAD Board	Appeal for OS 768 & 865 /2013 - CMP No. 1252/2020 & OSA /30/2020 CMP No. 587/2020	Payment of differential water charges on change of category of Port as a user by TWAD Board and Port has challenged the change of category of price charging.	₹ 13.81 crores	Hon'ble High Court of Madras	Yaswanth. S	Hon'ble High Court of Madras vide Order dated 27.01.2020 has directed for payment of ₹ 10 Crores within a period of four weeks and the said amount was paid by the Port. The case was listed on 08.03.2022 and has not came up for hearing till date.
2.	ECO Protection Engineers	WP(MD) No. 20483 of 2016	Claiming payment for STP unit build, operate and maintenance consideration as per tender	₹ 0.33 Crore	Hon'ble High Court of Madras, Madurai Bench	Yaswanth. S	The case was disposed on 26.06.2023. The Petition becomes infructuous and was withdrawn by the Petitioner. Therefore Writ Petition was dismissed accordingly.
3.	Flemingo Duty Free shop	EP No. 2 of 2021 filed by M/s. Flemingo. & CMA(MD) 462& 463 of 2021 and CMA(MD) 4036 of 2021	Ferry Service operation was entrusted to M/s Flemingo Duty Free Shop during 2012. The firm has claimed an amount of ₹.8 crores (approximately) towards BG encashment and LD recovered by Port.	₹ 21 crores Approx.	District Court of Thoothukudi & High Court of Madras, Madurai Bench	P.S. Sundaram & Veera Kathiravan, Sr.Counsel., S.Arivuchandran, LA	An amount of ₹ 5.22 Crores being 1/3rd of the award amount has been deposited in the Hon'ble Principal District Court, Tuticorin to activate the interim stay for the case No. EP. No.02/2021 in AROP.No.143/2015 & 173/2016 & Appeal case C.M.P (MD) No.4063 of 2021 in CMA(MD) No.462/2021 & 463/2021. Last hearing was held on 18.03.2024 and next hearing date not given by Court.
4.	Jan de nul	SLP(C) no.8803/2021	M/s Jan De Nul Dredging India Pvt Ltd has invoked the arbitration clause and claimed for ₹.258.82 crores for the pending payment on the executed project of Deepening of the channel and Basin to cater to 12.80m draught vessels at V.O. Chidambaranar Port and with other issues like reimbursement of custom duties, fuel escalation, wharfage dues, idle time charges, soil condition in approach channel.	₹ 14.66 crores plus interest	Hon'ble Supreme Court of India	Mohan Raju	This Special Leave Petition was filed against the impugned final judgment and order dated 15.03.2021 in OSA No. 101/2020 passed by the High Court of Judicature at Madras. Last posting was made on 05.04.2024 for hearing and next hearing to be held on 16.07.2024. Port has filed counter affidavit for the same.

Sl. No	Party Name	Case Ref No.	Brief of the case	Amount Involved	Level of Court	Advocate Name Shri/Smt.	Last hearing and status of the case
5.	P. Vetrivel & Dinakaran	CP (No) 135/1992 & CP (No) 155/1992	Calculation of piece rate incentive correctly as did before 1.1.2000	Amount not quantifiable	Labour Court, Tirunelveli	P.S. Sundaram	The Case was disposed on 10.08.2023. Compute petition disposed.
6.	Chemplast Sunmar	OP no. 58 of 2017	Dispute on the payment of Lease rent and MGT dues to the Port. Port has deducted the same from the Asset valuation cost deposited to the Port. In this regard, the arbitration was initiated and award was in favor of M/s Chemplast Sunmar and the same is challenged by Port in District Court.	₹ 1.73 Crore with @15% interest per annum.	Principle District Judge, Tuticorin	P.S. Sundaram	The case is further posted for hearing on 21.06.2024.
7.	VOCPA vs DBGT	OSA(CAD)/57/2022 AND 7599/2022	To reduce revenue shares to 45.30% from 55.19% and extend date of COD and concession period	Amount not quantifiable	Hon'ble High Court of Madras, Madurai Bench	Yaswanth. S	The case was last posted for hearing on 30.04.2024. Next date of hearing not given by Court.
8.	VOCPA vs Chemplast Sunmar Ltd	WP20020/2014	Challenging the TAMP order for retrospective revision of lease rent	₹.0.66 Crores	High Court, Madras	Yashwanth. S	The case was last posted on 12.04.2023. Next date of hearing not given by Court. The matter has been adjourned for and indefinite period.
9.	VOCPA vs SHV LPG India P.Ltd.	WP18612/2014	Challenging the TAMP order for retrospective revision of lease rent	₹.2.67 Crores	High Court, Madras	Yashwanth. S	The case was last posted on 12.04.2023. Next date of hearing not given by Court. The matter has been adjourned for and indefinite period.
10.	VOCPA vs DCW	WP20431/2014	Challenging the TAMP order for retrospective revision of lease rent	₹.6.13 Crores	High Court, Madras	Yashwanth. S	The case was last posted on 12.04.2023. Next date of hearing not given by Court. The matter has been adjourned for and indefinite period.

Sl. No	Party Name	Case Ref No.	Brief of the case	Amount Involved	Level of Court	Advocate Name Shri/Smt.	Last hearing and status of the case
11.	VOCPA vs Madura Coats Pvt Ltd.,	WP No.18822/2015	Challenging the TAMP order for retrospective revision of lease rent	₹.0.28 Crores	High Court, Madras	Yashwanth. S	The case was last posted on 12.04.2023. Next date of hearing not given by Court. The matter has been adjourned for and indefinite period.
12.	Shadi Ram vs traffic Manager	WP(MD) 14831/2023	It is therefore prayed that this Hon'ble Court may be pleased to issue a writ in the nature of Writ of Mandamus directing the Respondent to refund the Wharfage charges ₹.40,59,962/- (Forty lakhs fifteen nine thousand nine hundred sixty two only) to our company within a specific period and pass such other order or orders and thus render justice.	₹.0.41 Crores	High court Madurai	Dilip Kumar	The case was last posted on 22.06.2023 and 06.07.2023 and adjourned for and indefinite period.
13.	KTV food vs Chairman	WP(MD) 14831/2023	Writ Petition, filed under Article 226 of the Constitution of India, praying this court to issue a Writ of Certiorarified Mandamus, calling for the entire records pertaining to the impugned order vide. No.E (C)-56/06/2020/EST/D. 1446 dt.16.06.2021 on the file of the 3rd respondent herein and quash the same and for a direction to the respondents to return the EMD amount of ₹.25.00 lakhs (Twenty five lakhs only) with interest from the date of expiry tender validity period viz. 12.06.2020 till the date of realization along with solvency certificate and pass such any other further or other order or direction that deem fit to the circumstances of the case and thus render justice.	₹.0.25 Crores	High Court Madurai	Arivuchandran	The case was last posted on 11.04.2022 and adjourned to 14.06.2022 for Admission. The counter affidavit was already forwarded to concerned Advocate
14.	VOCPA vs TAC	WP No.18444/1998	Challenging the TAMP order for retrospective revision of lease rent	₹.24.86 Crores	High Court, Madras	Yashwanth. S	The case was last posted on 23.03.2023. Next date of hearing not given by Court.

TAX DEMANDS

1. INCOME TAX

Annexure - II

Sl. No	Last Letter No. and date	Order Ref	Brief of the Case	Assessment Year	Tax Demand	Present Status
1	Appeal filed before Commissioner (Appeals) on 30.01.2018. Notice for dt:19.11.2019 for Personal Hearing on 27.11.2019.	Order U/s 143(3) rws 147 dt.28.12.2017 Before the DCIT Circle-I, Tuticorin.	The issue involved in this case is validity of reopening the assessment, allow ability of depreciation and Pension payments.	2011-12	₹ 9.06 Crores	Personal Hearing attended by Port and made Written submissions before the Commissioner(Appeals), the Pronouncement of Order is awaited. (The Work entrusted to M/s.Thomas Fernando & Co. Chartered Accountants)
2	Appeal filed before Assistant Commissioner of Income Tax, Tirunelveli (Notice No. ITBA/COM/F/17/2023-24/1060280958(1) dt: 30.01.2024	ITBA/COM/F/17/2023-24/1055124156(1) dt: 14/08/2022 Before the Assistant Commissioner of Income Tax, Tirunelveli	The issue involved in this case is VOCPA filed its Income Tax return as “Local Authority” by charging Income Tax Surcharge @ 12% . Subsequently, rectification u/s.154 of the IT Act,1961 was carried out by CPC on 15/12/2022 by charging Income Tax Surcharge @37% (Applicable for API/BOI/other Artificial Juridical Person)	2021-22	₹ 9.99 Crores	The assessee has paid ₹.1,99,83,750/-being 20% of the disputed Tax Demand We request the Assistant Commissioner of Income Tax, Tirunelveli to grant stay collection of the Balance disputed Tax amount payable till the disposal of the appeal & oblige. This Reply send to Assistant Commissioner of Income Tax, Tirunelveli Letter No:1675/FIN-TAXOITAX(ASAP)/3/2021 dt:30.03.2024.

2. SERVICE TAX

Annexure - II

Sl. No	Last Letter No. and date	Order Ref	Brief of the Case	Tax Demand	Present Status
1.	Order of Appeal No.417/2018 dt.19.11.2018	O-i-O No.06/JC/ST/2015 dated 13.1.2015	Port filed Writ Petition before High Court against 06/JC/ST/2015 for Short payment of Service Tax by Incorrect Rate of Service Tax -FY 2004-05.	₹ 0.15 Crores	The Hearing before Hon'ble High Court of Madras(Madurai Bench) Posted from time to time and attended by Lakshmikumaran & Sridharan Attorney's. Further Hearing/verdict awaited.
2.	Order of Appeal No.418/2018 dt.19.11.2018	O-i-O No.02/JC/ST/2015 dated 27.2.2015	Port filed Writ Petition before High Court against 02/JC/ST/2015 against demand of Service Tax on Cleaning Charges Collected by the Port.	₹ 0.15 Crores	
3.	I.A. No. 7080 OF 2022 Order dt:26.08.2022	CESTAT order No:41663-41664 dt:04.12.2017	Non payment of Service Tax on Royalty Charges collected from M/s.PSA Sical Private Ltd. At present, Appeal pending before Hon'ble Supreme Court of India.	₹ 5.77 Crores	As per the Supreme Court directions,(Vide Order dt:26.08.2022), Port has remitted the disputed tax excluding Interest & Penalty, Service tax for extended Period, of ₹ 3.93 Crs. as deposit and further Hearing awaited. (The Work entrusted to M/s.Lakshmikumaran & Sridharan Attorneys).
4.	SCN 02/2017 dated 11.02.2017	O-i-O MDU-ST-COM-02/2019 dated 30.04.2019	Demand of Service Tax for as per Audit paras raised by the Audit conducted by Service Tax Department for FY 2012-13, 2013-14 and 2014-15 in respect of payment of Service Tax RCM on Works Contract, Railway Payments, Water & Electricity Charges and Differential Estate rental and Differential value of Service Tax on Revenue-CHD Division.	₹ 5.12 Crores	Appeal Pending before CESTAT, Chennai. The Hearing yet to be Posted. (The work entrusted to M/s.A.John Moris & Co., Chartered Accountants)

5	SCN 23/2019 dt:19.04.2019	Order in Original 03/2020 dt:28.02.2020	Directorate General of GST Intelligence, Chennai issued Show cause notice dated 19.4.19 in respect of Non-payment of Service Tax on Royalty receivable from PSA Sical and Rent receivable from M/s.TANGEDCO(TTPS) and Other Lessee's which are under dispute. (Commissioner(Adjn) has passed and Order dt: 28.02.2020 for Service Tax demand of ₹.77.81 Crores and Port has filed an Appeal before CESTAT, Chennai.	₹ 77.81 Crores	Appeal Pending before CESTAT, Chennai. The Hearing yet to be Posted. (The Work entrusted to M/s.Lakshmikumaran & Sridharan Attorneys)
6	OIA No.26/2022 dt:27.05.2022	O.I.O 01/JC/ST/2021 dt:03.02.2021	Audit conducted by Service Tax department in respect of CENVAT Credit for the Period of Tran 1-April 16 to June 17. The issue involved are demand of Service Tax on Input Tax Credit taken for M/s.Jan de Nul dredging Payments and reversal of Service Tax paid on M/s.INS Kattabomman, as Input Tax Credit.	₹ 0.92 Crores	Appeal Pending before CESTAT, Chennai. The hearings yet to be Posted. (The Work entrusted to M/s.J.Thomas Fernando & Co., Chartered Accountants)
7	DIN 20210259X000 00270832 dt:25.02.2021 from Joint Commissioner, Tirunelveli	O-i-O 16/JC/ST/2021 dt:30.09.2021	Demand of Service Tax under Reverse Charge Mechanism on Rent a Cab and Man-Power supply for the Period October 15 to June 17 treating Port as "Body Corporate", as against "Autonomous Body under Ministry of Ports. Shipping & Waterways, Government of India".	₹ 1.47 Crores	Port has preferred against Order of Joint Commissioner dt: 30.09.2021 before Commissioner (Appeals), Madurai. Further hearings awaited. (The Work entrusted to M/s.A. Johnmoris & Co., Chartered Accountants)
8	Show Cause Notice 03/2020- ST dt:29.12.2020	OIO-MDU-ST- COM-23-2021 dt:23.12.2021	Short payment of Service tax on services provided & Received by Port under Reverse Charge basis (Oct 2015 to June 2017) treating Port as "Body Corporate", as against "Autonomous Body" under Ministry of Ports. Shipping & Waterways, Government of India.	₹ 4.02 Crores	Port has filed an Appeal before CESTAT, Chennai. The hearings yet to be Posted. (The Work entrusted to M/s.Lakshmikumaran & Sridharan attorneys, Chennai)
9	Commissioner of Central Excise	CA.3625- 3626/2016	Appeal against the order of customs excersie and service tax Appeals u/s 35 L of Central Excise and Salt Act, 1944.	₹ 9.16 Crores	Case listed on 27.04.2023. Next date of hearing not given by court.
Total				₹ 104.57 Crores	

Appeals filed by M/s. PSA Sical Terminals Limited

Annexure III

Sl. No.	Party Name	Case Ref No.	Brief of the case	Amount Involved	Level of Court	Advocate Name	Last hearing and status of the case
1	PSA Sical Terminals Ltd.,	WMP No. 17399 of 2019 in WP No. 3851/2010	To set aside the TAMP Orders for revision of rates	Amount not quantifiable	Hon'ble High Court of Madras, Madurai Bench	Yaswanth. S	Hearing completed and reserved for order. The case was last posted on 03.04.2024 and reserved for orders.
2	PSA Sical Terminals Ltd.,	Arbitration	Strengthening of the berth, not to pay MGT and not to deduct BG	Amount not quantifiable	Arbitration Tribunal	Yaswanth. S	Award passed on 07.07.2023. VOCPA claim rejected. BG not recovered by port. Currently appeal by VOCPA stands pending before District court of Tuticorin in Ar. OP 396/2023
3	PSA Sical Terminals Ltd.,	SLP(C) 10636 & 10637 / 2022	Writ appeal filed Challenging the order dated:07.06.2022 of Hon'ble High Court of Madras in connection with challenging the OM dated 11.11.2021 of Ministry of Ports, Shipping and Waterways disbanding the committee constituted for the settlement of PSA Disputes in all Major Ports along with order claim of Port termination order dated:07.06.2022 has been dismissed by the Hon'ble High Court of Madras vide Order Dt:07.06.2022	Amount not quantifiable	Hon'ble Supreme Court	Mohan Raju	The case was last listed on 08.05.2024 and the next tentative date of hearing given by court is 29.07.2024.

Claim on charges of Penal Berth Hire & Railway Siding, BG, LD, TDS, etc.,

Annexure IV

Sl. No	Party Name	Case Ref No.	Brief of the case	Amount Involved	Level of Court	Advocate Name	Last hearing and status of the case
1.	Seaport Logistics	CMA(MD) 472 of 2022	Port enchased the BG for an amount of ₹.3.53 crores towards shortfall in availability and with held an amount of ₹.1.20 crores towards shortfall in Revenue share.	₹ 4.82 Crores.	Hon'ble High Court of Madras, Madurai Bench	Yashwanth. S & Yashod Vardana	The case was last posted on 06.06.2022. Interim stay granted in favour of VOCPA and the proposal to sent the matter to CSC was not considered by the Respondent. (Seaport Logistics).
2.	Vedanta Limited	WP(MD) NO. 13795 of 2016	Challenging the demand notice issued for payment of short levy on thermal coal imported for power plant	₹ 2.00 Crores	Hon'ble High Court of Madras, Madurai Bench	A. Arivuchandran	Last hearing held on 05.10.2023, date of the next hearing has not been updated by the Court.
3.	Mukand Ltd.,	OS/103/2015	Claiming the contract consideration on contractor employee's account instead of the depositing in the contractor's account	₹ 1.38 Crore & subsequent Interest at the rate of 12% per annum	Additional District Court, Tuticorin	P.S. Sundaram	The case was last posted on 06.04.2024. The next of hearing given by court as 05.06.2024. IA 1/21 & IA 4/24 filed by VOCPA are pending and the hearing of both the Interlocutory applications are posted on the same date (05.06.2024)
4.	Tuticorin Ship Agents Association	WP(MD) No. 6366 of 2017	Challenging the trade notice issued on penal berth hire charges	Amount not quantifiable	Hon'ble High Court of Madras, Madurai Bench	Neelaveni.V	The case was last listed on 08.11.2017 and adjourned to 30.11.2017. Counter affidavit had already filed on 13.10.2017.
5.	PSTS Logistics & Sea Port	WP(MD) No. 25484 of 2018 & 25485 of 2018	Challenging the revision of railway siding charges and retrospective demand	₹ 0.37 Crores	Hon'ble High Court of Madras, Madurai Bench	A.Arivuchandran	The case was last posted on 31.01.2019. As per the daily order Dt: 31.01.2019 court ordered to maintain the status-quo until further orders and not to proceed further based on the Notice dated 04.02.2019. The case has not been posted as of date.

6	Hari & Co	WP(MD) No. 3965 of 2020	Challenging the revision of railway siding charges and retrospective demand	₹ 0.04 Crores	Hon'ble High Court of Madras, Madurai Bench	Lajapathi Roy	The case was disposed on 05.10.2023. The demand notice dated 01.12.2018 issued by Traffic Manager, VOCPA to the petitioner to pay revised siding charges which came into effect from 01.07.2015 only in the year 2018, was quashed: and directed to issue No due certificate to the petitioner within a period of 2 weeks from the date of receipt of a copy of this order.
7	Gac Shipping India Pvt. Ltd.,	WP(MD) 19160-63 OF 2017	Challenging the penal berth hire charges retrospectively	Amount not quantifiable	Hon'ble High Court of Madras, Madurai Bench	A. Arivuchandran	The case was last posted on 04.03.2024.
8	Raja Agencies Through Its Partner, D.Devaraj	WP(MD) No.5988 of 2020	Challenging the revision of railway siding charges and retrospective demand	₹ 0.10 Crores	Hon'ble High Court of Madras, Madurai Bench	A. Arivuchandran	The case was disposed on 02.01.2024. The demand notice dated 06.03.2018 issued by Traffic Manager, VOCPA was invalidated by the Court.
9	SEPC	(OS arbitration) OP no. 302 of 2019	Change of classification from industrial to service category for scale of rate application	₹ 14.24 Crores	PDJ, Thoothukudi	A. Arivuchandran	The Case was listed on 25.04.2024, next date of hearing given by court as 05.07.2024

NOTES TO PROFIT AND LOSS ACCOUNT

Various items of Income and Expenditure:

- 1) The details of income and expenditure are available in Schedules annexed to the Profit and Loss Account for the years ended 31.03.2024 and 31.03.2023.
- 2) The amount provided for depreciation, renewals, or diminutions in value of Fixed Assets are furnished in the Schedule 3 to the Balance Sheet.
- 3) There is no instance of any asset not provided for depreciation during the year with respect to the policy of providing Depreciation of Assets in use for more than 30 days.
- 4) For the Financial Year 2023-24, provision for taxation is made for ₹237.48 Crores after considering the WDV balance as per the Tax Audit Report and Tax returns for the FY 2023-24, thereon.
- 5) Liabilities provided for specific outstanding in the Books of Accounts on provisional basis, whereas Contingencies are not specific commitments and hence, not provided for.
- 6) Appropriations to the Two statutory Reserves viz., Fund from Replacement, Rehabilitation and Modernization were made @ 3% of the Capital employed during the year. Capital employed has been taken as Net Fixed Assets and Net Current Assets as reported in the Balance Sheet.
- 7) **Expenditure incurred on specified heads:**
A statement showing the total Expenditure on various specified heads are made available in the Additional Schedule annexed to the Profit and Loss account as **Appendix**.
- 8) **Income from Investments:**
The total interest earned on investments for the year 2023-24 is ₹116.51 Crores.
- 9) No Dividend received from subsidiary companies during the accounting year.

- 10) **Amount paid /payable to Auditors:**
A claim of ₹ 85.28 lakh was received for the Financial Year 2022-23 and paid to C&AG during the Financial Year 2023-24. A provision of ₹ 35.00 lakhs have been made for the each Financial year 2023-24.
- 11) The value of total purchase of stores and materials made on capital account but not included in the capital account is Nil.
- 12) The accounting policies followed for preparation of Balance Sheet and Profit & Loss Account are given in the Notes on Accounts appended to Annual Statement of Accounts for the year 2023-24.
- 13) The earnings on foreign exchange is NIL. However, rates for certain ship related services are fixed in US\$ rates but collected in equivalent Indian Rupees Income received on US\$ denominated tariff during 2023-24 is ₹322.61 Crores.
- 14) **Quantitative Information:**
- i) Installed capacity of the Port: 111.5 MTPA(Rated).
- ii) Quantity of Cargo handled by Port is 41.40 MTPA.
- 15) **Details of Staff Strength:**
Category wise Actual strength of employees of Board as on 31st March 2024 are furnished hereunder:

Sl. No.	Particulars	Operational Depts.	Engg. Depts.	Admn. Depts.	Total
I	Number of Employees	(In Nos)			
	Actual Strength				
	Port	192	97	61	350
	CHD	74			74
	Total	266	97	61	424
II	Salaries and Wages	(₹ in crores)			
	expenditure on salaries including wage arrears, overtime, PLR and EL encashment	40.42	13.98	11.11	65.51



भारतीय लेखापरीक्षा एवं लेखा विभाग
प्रधान निदेशक वाणिज्यिक लेखापरीक्षा का कार्यालय, चेन्नै
Indian Audit and Accounts Department
Office of the Principal Director of Commercial Audit, Chennai

No. PDCA/CA-II/VOCPA-SAR/4-98/2024-25/

Date: 26.09.2024

To
The Secretary,
Ministry of Shipping,
Transport Bhawan,
No.1 Parliament Street,
New Delhi 110 001.

Sir,

Sub: Separate Audit Report on the Annual Accounts of V.O. Chidambaranar Port Authority, Tuticorin for the year ended 31 March 2024- Regarding.

I forward herewith the Separate Audit Report on the Annual Accounts of V.O. Chidambaranar Port Authority, Tuticorin for the year ended 31 March 2024.

A copy of the Audit Report and the Annual Accounts as presented to Parliament may be sent to this office and four copies thereof may be sent to the Director General (Commercial-I), O/o the Comptroller and Auditor General of India, Pocket 9, Deen Dayal Upadhyaya Marg, New Delhi 110 124.

The dates of presentation of the Annual Accounts and Audit Report to Parliament may kindly be intimated to this office.

The receipt of this letter with enclosures may be acknowledged.

Yours faithfully,

Sd/-

(S. Velliangiri)

Principal Director of Commercial Audit

Encl: Copy of Separate Audit Report.

इंडियन ऑयल भवन, स्तर 2, 139, महात्मा गांधी मार्ग, चेन्नै - 600 034
Indian Oil Bhavan, Level - 2, 139, Mahatma Gandhi Road, Chennai - 600 034
Tel. : 044-28330147 Fax : 044-28330142/45 e-mail : pdcachennai@cag.gov.in

Endorsement No. PDCA/CA-II/VOCPA-SAR/4-98/2024-25/418

Date: 26.09.2024

Copy of the Separate Audit Report along with Annexures on the accounts of VOCPA for the year 2023-24 is forwarded to the Chairman, V.O. Chidambaranar Port Authority, Tuticorin for placing the same before the Authority and the adoption/consideration of audited accounts by the Authority may be intimated. A copy of the Hindi version of the Annual Accounts, Annual Report and the Annual Accounts as presented to Parliament may be sent to this office and four copies thereof may be sent to the Director General (Commercial-I), O/o the Comptroller and Auditor General of India, Pocket 9, Deen Dayal Upadhyaya Marg, New Delhi 110 124.

S. Velliangiri
(S. Velliangiri)

Principal Director of Commercial Audit

Place: Chennai
Date: 26.09.2024

No. PDCA/CA-II/VOCPA-SAR/4-98/2024-25/

Date: 26.09.2024

Copy of the Separate Audit Report along with Annexures of V.O. Chidambaranar Port Authority for the year 2023-24 is forwarded to the Director General (Commercial-I), O/o the Comptroller and Auditor General of India, Pocket 9 Deen Dayal Upadhyay Marg, New Delhi 110 124 with reference to Headquarters email. No.CA-III/PDCA/Chennai/SAR/VOCPA/2023-24/52-2024 dated 26.09.2024.

Sd/-

(S. Velliangiri)

Principal Director of Commercial Audit

Place: Chennai
Date: 26.09.2024

SEPARATE AUDIT REPORT OF THE COMPTROLLER & AUDITOR GENERAL OF INDIA ON THE ACCOUNTS OF V.O. CHIDAMBARANAR PORT AUTHORITY FOR THE YEAR ENDED 31 MARCH 2024

We have audited the attached Balance Sheet of V.O. Chidambaranar Port Authority (erstwhile V.O. Chidambaranar Port Trust), Tuticorin as at 31 March 2024 and the Profit & Loss Account for the year ended on that date under Section 19(2) of the Comptroller & Auditor General's (Duties, Powers & Conditions of Service) Act, 1971 read with Section 44 of the Major Port Authorities Act, 2021. These financial statements are the responsibility of the V.O. Chidambaranar Port Authority's management. Our responsibility is to express an opinion on these financial statements based on our audit.

2. The separate Audit Report contains the comments of the Comptroller & Auditor General of India (CAG) on the accounting treatment only with regard to classification, conformity with the best accounting practices, accounting standards and disclosure norms, etc. Audit observations on financial transactions with regard to compliance with the Law, Rules & Regulations (Propriety and Regularity) and efficiency-cum-performance aspects, etc., if any are reported through Inspection Reports/ CAG's Audit Reports separately.

3. We have conducted our audit in accordance with auditing standards generally accepted in India. These standards require that we plan and perform the audit to obtain reasonable assurance about whether the financial statements are free from material misstatements. An audit includes examining, on a test basis, evidences supporting the amounts and disclosure in the financial statements. An audit also includes assessing the accounting principles used and significant estimates made by management, as well as evaluating the overall presentation of financial statements. We believe that our audit provides a reasonable basis for our opinion.

4. Based on our audit, we report that:

- i. We have obtained all the information and explanations, which were necessary for the purpose of our audit, other than the basic records of M/s PSA SICAL Terminal Limited, M/s Imcola Crane Company Private Limited, M/s Seaport Logistics Private Limited, M/s Dhakshin Bharath Gateway Terminal (P) Limited (DBGT Pvt. Ltd), M/s NLC Tamil Nadu Power Limited (NTPL), M/s Tuticorin Coal Terminal Private Limited (TCTPL) & M/s Chennai Radha Engineering Works Pvt. Ltd. The Balance Sheet and Profit and Loss Account dealt with by this report have been drawn up in the format approved by the CAG under Section 44 of the Major Port Authorities Act, 2021;
- ii. In our opinion, proper books of accounts and other relevant records have been maintained by the VO Chidambaranar Port Authority as required under Section 44 of the Major Port Authorities Act, 2021 in so far as it appears from our examination of such books.

We further report that:

A.	Balance Sheet - Application of Funds
1.	<p>Fixed Capital Assets – Net Block (Schedule – 3)</p> <p>Wharves Roads and Boundaries – Net Block - ₹2,44,46,23,020</p> <p>This includes ₹56.75 crore being the value of upgradation of coal jetty I & II including retrofitting works executed as a deposit work for Tamil Nadu Generation and Distribution Corporation Limited in 2019. As the assets do not belong to V.O. Chidambaranar Port Authority, capitalization of the same was incorrect which resulted in overstatement of Gross Fixed Assets, accumulated depreciation and depreciation for current year by ₹56.75 crore, ₹3.79 crore and ₹0.76 crore respectively. Consequently, Sundry Debtors, General Reserve and current year profit were understated by ₹56.75 crore, ₹3.79 crore and ₹0.76 crore respectively.</p> <p>The issue was raised in SAR 2021-22 and 2022-23 and it was assured to take up the matter with the TANGEDCO for early settlement. However, corrective action was still to be completed.</p>
2.	<p>Investments – (Schedule 4)</p> <p>General Reserve – Long Term Investments</p> <p>Share, Debentures or Bonds – ₹90,71,00,000</p> <p>Sethusamudram Corporation Ltd. Equity - ₹50,00,00,000</p> <p>Sethusamudram Corporation Limited which stopped the operations from 2007 and is in the process of winding up. An amount of ₹50 crore being equity contribution in the company required to be provided for impairment of the investment in view of doubtful recovery of the invested amount.</p> <p>This resulted in overstatement of investments and understatement of provisions by ₹50 crore. The profit for the year is overstated to the same extent.</p>
B.	Profit and Loss Account
1.	<p>Finance and Miscellaneous Income – Schedule 15 - ₹1,37,14,45,081</p> <p>Interest on Fixed Deposits: ₹1,16,50,83,220</p> <p>This includes interest of ₹3.39 crore on three Fixed Deposits with Canara Bank. These three Fixed Deposits were made and original receipts were handed over to Arbitral Tribunal as per the orders in the case with M/s PSA SICAL on the matter relating to encashment of Bank Guarantee by the Port in view of non-payment of royalty dues. Hence, the matter was sub-judice on 31 March 2024. Moreover, the order also stated that Arbitral Tribunal will also deal with Fixed Deposit, along with interest accrued thereon.</p> <p>In view of above, the treatment of interest as income is incorrect as the same can be recognized only on receipt basis after final order is passed by the Tribunal.</p> <p>Thus, Interest on Fixed Deposits and Sundry Debtors are overstated by ₹3.39 crore.</p>

2

	Consequently the profit for the year is also overstated by the same extent.
C.	Notes to Accounts
C.1	Fixed capital assets of the Port does not include 2597.96 acres of unsurveyed land out of total land of 4859.98 acres possessed by the Port as on 31 March 2024. In the absence of valuation and reconciliation of this unsurveyed land, the figure shown under the head “Land” does not depict the correct book value of the land owned and under possession of the Port. These significant facts were not disclosed in notes to accounts by the Port.
D.	General
D.1	<p>As per Accounting Standard – 3 (Revised 1997) – Cash Flow Statement (CFS), “an enterprise should prepare a Cash Flow Statement by classifying the cash flows during the period from operating, Investing and Financing activities and should present it for each period for which financial statements are presented”.</p> <p>According to Paragraph 3.3 of the Preface to the Statement of Accounting Standards issued (Revised 2004) by the Institute of Chartered Accountants of India (ICAI), “Accounting Standards apply in respect any enterprise (whether organized in corporate, co-operative or other forms) engaged in commercial, industrial or business activities”.</p> <p>Further Rule 8(3) of Major Port Authorities (Accounts and Audit) Rules 2021 (Published in Gazette of India dated 22 November 2021) mandated that the Annual Statement of accounts of Port Authority should comply Accounting Standards (AS) as specified by the Institute of Chartered Accountants of India.</p> <p>The Annual accounts for the year 2023-24, approved by V.O. Chidambaranar Port Authority’ Board consists only Balance Sheet and Profit & Loss Account and it does not contain Cash Flow Statement. The activities carried on by the Port Authority are of the aforesaid nature, the general accounting principles contained in the Accounting Standards issued by ICAI are applicable to the Port Authority.</p> <p>This resulted in non-compliance to provisions of Major Port Authorities (Accounts and Audit) Rules 2021 and Accounting Standard – 3 on Cash Flow Statement.</p>
E.	Grants in Aid
	Opening Balance of Grants-in-aid received was nil. During 2023-24, the Grants-in-aid received is nil and closing balance as on 31.03.2024 is nil.
F.	Management Letter
	Deficiencies which have not been included in Audit Report are brought to the notice of the Chairman, V.O. Chidambaranar Port Authority, through a management letter to be issued separately for remedial/corrective action.

- (i) Subject to our observations in the preceding paragraphs, we report that the Balance Sheet and Profit and Loss Account dealt with by this report are in agreement with the books of accounts.
- (ii) In our opinion and to the best of our information and according to the explanations given to us, the said financial statements read together with the Accounting Policies and Notes on Accounts and subject to the significant matters stated above and other

3

matters mentioned in Annexure-I to this Audit Report give a true and fair view in conformity with accounting principles generally accepted in India.

- a) In so far as it relates to the Balance Sheet, of the state of affairs of the V.O. Chidambaranar Port Authority as at 31 March 2024; and
 - b) In so far as it relates to Profit and Loss Account, of the Profit for the year ended on that date.
- (iii) A review of Accounts showing the summarized financial results of the V.O. Chidambaranar Port Authority for the last three years is given in Annexure II.

**For and on behalf of the
Comptroller & Auditor General of India**

S. Velliangiri
(S. Velliangiri)

Principal Director of Commercial Audit

Place: Chennai
Date: 26.09.2024

Annexure - I

Sl. No	SUBJECT																																																				
1.	<p>Adequacy of Internal Audit</p> <p>Mechanism for monitoring of internal audit compliance was not evolved due to which internal audit reports were not placed in Board.</p> <p>Internal audit manuals including checklist for all departments for all functions was not prepared to ensure proper checks and controls</p>																																																				
2.	<p>Adequacy of Internal Control System</p> <p>Sundry Debtors does not include confirmation of balances from all the customers for their dues which includes high value dues of the following customers as per General Ledger:</p> <table border="1"> <thead> <tr> <th>Sl. No.</th> <th>Customers</th> <th>Amount dues (in ₹crore)</th> <th>Amount pending</th> </tr> </thead> <tbody> <tr> <td>1.</td> <td>M/s NLC India Limited</td> <td>7.02</td> <td>2017</td> </tr> <tr> <td>2.</td> <td>Tuticorin Thermal Power Station</td> <td>18.35</td> <td>2013</td> </tr> <tr> <td>3.</td> <td>Dakshin Bharat Gateway Terminal Private Ltd.</td> <td>13.42</td> <td>2018</td> </tr> <tr> <td>4.</td> <td>SEPC Power Private Limited</td> <td>39.35</td> <td>2019</td> </tr> <tr> <td>5.</td> <td>Southern Petro Chemical Industries</td> <td>12.26</td> <td>2014</td> </tr> <tr> <td>6.</td> <td>Tuticorin Alkhali Chemical</td> <td>26.61</td> <td>2017</td> </tr> <tr> <td>7.</td> <td>Tuticorin Coal Terminal Pvt Ltd.</td> <td>9.16</td> <td>2016</td> </tr> <tr> <td>8.</td> <td>Imcola Crane Company Pvt Ltd.</td> <td>6.18</td> <td>2015</td> </tr> <tr> <td>9.</td> <td>PSA SICAL Terminal Ltd.</td> <td>3.31</td> <td>2013</td> </tr> <tr> <td>10.</td> <td>SICAL Logistics Limited</td> <td>1.85</td> <td>2013</td> </tr> <tr> <td>11.</td> <td>DCW Ltd.</td> <td>1.79</td> <td>2016</td> </tr> <tr> <td>12.</td> <td>Central Warehousing Corporation</td> <td>1.56</td> <td>2020</td> </tr> </tbody> </table> <p>Thus, Sundry Debtors does not exhibit realistic value.</p>	Sl. No.	Customers	Amount dues (in ₹crore)	Amount pending	1.	M/s NLC India Limited	7.02	2017	2.	Tuticorin Thermal Power Station	18.35	2013	3.	Dakshin Bharat Gateway Terminal Private Ltd.	13.42	2018	4.	SEPC Power Private Limited	39.35	2019	5.	Southern Petro Chemical Industries	12.26	2014	6.	Tuticorin Alkhali Chemical	26.61	2017	7.	Tuticorin Coal Terminal Pvt Ltd.	9.16	2016	8.	Imcola Crane Company Pvt Ltd.	6.18	2015	9.	PSA SICAL Terminal Ltd.	3.31	2013	10.	SICAL Logistics Limited	1.85	2013	11.	DCW Ltd.	1.79	2016	12.	Central Warehousing Corporation	1.56	2020
Sl. No.	Customers	Amount dues (in ₹crore)	Amount pending																																																		
1.	M/s NLC India Limited	7.02	2017																																																		
2.	Tuticorin Thermal Power Station	18.35	2013																																																		
3.	Dakshin Bharat Gateway Terminal Private Ltd.	13.42	2018																																																		
4.	SEPC Power Private Limited	39.35	2019																																																		
5.	Southern Petro Chemical Industries	12.26	2014																																																		
6.	Tuticorin Alkhali Chemical	26.61	2017																																																		
7.	Tuticorin Coal Terminal Pvt Ltd.	9.16	2016																																																		
8.	Imcola Crane Company Pvt Ltd.	6.18	2015																																																		
9.	PSA SICAL Terminal Ltd.	3.31	2013																																																		
10.	SICAL Logistics Limited	1.85	2013																																																		
11.	DCW Ltd.	1.79	2016																																																		
12.	Central Warehousing Corporation	1.56	2020																																																		
3.	<p>System of Physical Verification of Fixed Assets & Inventory</p> <p>The Physical verification of Fixed Assets for the year 2023-24 was completed and final report has been placed and approved by the Board.</p>																																																				
4.	<p>System of Physical verification of Inventory</p> <p>The Physical Stock Verification was carried out during the year 2023-24.</p>																																																				
5.	<p>Regularity in payment of statutory dues</p> <p>The Port was regular in payment of undisputed statutory dues.</p>																																																				


 Deputy Director (A)

5

Annexure - II

I. FINANCIAL PERFORMANCE

The following table summarizes the financial position of the VOCPT at the end of each of the three years ending 31 March 2021, 2022 and 2023

(Rs. in crore)

Particulars	2021-22	2022-23	2023-24
A.SOURCES OF FUNDS			
(i) Capital Reserves	1,663.18	1,663.18	1,663.18
(ii) Revenue Reserves	106.90	292.78	671.52
(iii) Statutory Reserves	435.22	512.86	593.94
(iv) Pension, Fund, Gratuity Fund, HBA, Spl. FMB	0.27	0.28	0.30
(v) Corporate Social Responsibility	4.19	5.05	6.18
(v) Current Liabilities & Provisions	759.51	842.34	1,106.89
(vi) Deferred Tax Liability	247.29	260.04	278.90
Total (A)	3,216.55	3,576.53	4,320.92
B. APPLICATIONS OF FUNDS:			
Gross Block (from schedule 3 to Balance Sheet)	1,784.47	1,900.44	1,937.26
Less: Depreciation (from Balance Sheet liability side)	407.41	447.36	469.98
Net Fixed Assets	1,377.06	1,453.09	1,467.29
Work-in-Progress	113.30	38.12	47.21
Investments (from Balance Sheet)	1,070.96	1,402.10	1,815.40
Current Assets (from Balance Sheet)	655.24	683.23	991.02
Total (B)	3,216.55	3,576.53	4,320.92
C. Working Capital	-104.27	-159.11	-115.87
D. Net Worth	2,205.57	2,469.10	2,928.95
E. Capital Employed	1,272.78	1,293.97	1,351.42
F. Return on Capital Employed (percentage)	10.75	20.46	34.04
Note:			
Working Capital represents Current Assets minus Current Liabilities & Provisions.			
Capital Employed represents Net Fixed Assets plus Working Capital.			
Rate of return represents percentage of net surplus (before appropriations) to Capital employed.			
Net worth represents Capital Reserves, Revenue Reserves and Other (Statutory) Reserves plus surplus/less accumulated deficits.			

II. Operating Results

(Rs. in crore)

Particulars	2021-22	2022-23	2023-24
a) REVENUE			
(i) Operating Income	596.81	736.92	984.77
(ii) Non-Operating Income	57.71	83.57	137.14
TOTAL (a)	654.52	820.49	1,121.92
b) EXPENDITURE			
(i) Operating Expenditure	246.38	304.63	289.98
(ii) Non-Operating Expenditure	198.04	107.34	115.52
TOTAL (b)	444.42	411.97	405.50
c) Net Surplus (before tax) = (a) - (b)	210.10	408.52	716.42
d) <u>Less:</u> Provision for deferred tax liability	12.68	12.75	18.86
Provision for Income Tax	60.61	130.98	237.48
TOTAL (d)	73.29	143.73	256.34
e) Net Surplus (after Tax) = (c) - (d)	136.80	264.79	460.08
<u>Add:</u> Amount transferred from Reserve Funds			
f) Total Amount available for appropriation	136.80	264.79	460.08
g) <u>Less:</u> Transfer to Reserve Funds etc.	76.98	78.30	81.91
h) <u>Less:</u> Surplus transferred to General Reserve	59.83	186.49	378.17
i) Percentage of Net Surplus to (After tax)			
(i) Operating Income	22.92	35.93	46.72
(ii) Net fixed Assets	9.93	18.22	31.36
(iii) Net Worth	6.20	10.72	15.71
j) Ratio Analysis (Liquidity and Solvency)			
(i) Percentage of Current Assets to Current Liabilities	86.27%	81.11%	89.53%
(ii) Percentage of Quick Assets to Current Liabilities	0.74%	1.14%	1.80%
(iii) Percentage of Sundry Debtors to Operating Income	15.94%	17.44%	11.32%


Deputy Director (A)

Sl. No	Audit Comments	Action Taken
A	Balance Sheet	
1.	<p>Fixed Capital Assets – Net Block (Schedule – 3)</p> <p>Wharves Roads and Boundaries – Net Block - ₹2,44,46,23,020</p> <p>This includes ₹56.75 crore being the value of upgradation of coal jetty I & II including retrofitting works executed as a deposit work for Tamil Nadu Generation and Distribution Corporation Limited in 2019. As the assets do not belong to V.O. Chidambaranar Port Authority, capitalization of the same was incorrect which resulted in overstatement of Gross Fixed Assets, accumulated depreciation and depreciation for current year by ₹56.75 crore, ₹3.79 crore and ₹0.76 crore respectively. Consequently, Sundry Debtors, General Reserve and current year profit were understated by ₹56.75 crore, ₹3.79 crore and ₹0.76 crore respectively.</p> <p>The issue was raised in SAR 2021-22 and 2022-23 and it was assured to take up the matter with the TANGEDCO for early settlement. However, corrective action was still to be completed.</p>	<p>The Memorandum of Understanding (MoU) with TANGEDCO dated 15.05.2017 outlined that the upgradation of Coal Jetty I & II would be done on a deposit work basis, with payments to be made by TANGEDCO in stages upon demand by VOCPA. Although the work was completed on 21.04.2019, TANGEDCO has only paid ₹ 30 Crore by 31.03.2023, leaving a balance of ₹ 29.05 Crore (excluding interest) outstanding. Due to the non-payment, the management decided to capitalize the asset to ensure that depreciation could be claimed and to avoid potential loss of tax benefits. Capitalizing the asset also protects it by allowing for insurance coverage, as leaving it uncapitalized would result in the inability to insure it.</p> <p>Several discussions have been held with TANGEDCO officials regarding the settlement, but no progress has been made. Given the circumstances, including the need for depreciation claims and insurance, the management believes that capitalization was necessary and appropriate under the situation. Hence, no further action will be required.</p>

<p>2.</p>	<p>Investments – (Schedule 4) General Reserve – Long Term Investments Share, Debentures or Bonds – ₹90,71,00,000 Sethusamudram Corporation Ltd. Equity - ₹50,00,00,000 Sethusamudram Corporation Limited which stopped the operations from 2007 and is in the process of winding up. An amount of ₹50 crore being equity contribution in the company required to be provided for impairment of the investment in view of doubtful recovery of the invested amount.</p> <p>This resulted in overstatement of investments and understatement of provisions by ₹50 crore. The profit for the year is overstated to the same extent.</p>	<p>On receipt of suitable direction from Ministry of Ports, Shipping and waterways (MoPSW) necessary action will be initiated by VOCPA.</p>
<p>B.</p>	<p>Profit and Loss Account</p>	
<p>1.</p>	<p>Finance and Miscellaneous Income – Schedule 15 - ₹1,37,14,45,081 Interest on Fixed Deposits: ₹1,16,50,83,220 This includes interest of ₹3.39 crore on three Fixed Deposits with Canara Bank. These three Fixed Deposits were made and original receipts were handed over to Arbitral Tribunal as per the orders in the case with M/s PSA SICAL on the matter relating to encashment of Bank Guarantee by the Port in view of non-payment of royalty dues. Hence, the matter was sub-judice on 31 March 2024. Moreover, the order also stated that Arbitral Tribunal will also deal with Fixed Deposit, along with interest accrued thereon.</p>	<p>The observation will be reviewed, and any necessary actions will be taken during FY 2024-25.</p>

	<p>In view of above, the treatment of interest as income is incorrect as the same can be recognized only on receipt basis after final order is passed by the Tribunal.</p> <p>Thus, Interest on Fixed Deposits and Sundry Debtors are overstated by ₹3.39 crore. Consequently the profit for the year is also overstated by the same extent.</p>	
C.	Notes to Accounts	
C.1	<p>Fixed capital assets of the Port does not include 2597.96 acres of unsurveyed land out of total land of 4859.98 acres possessed by the Port as on 31 March 2024. In the absence of valuation and reconciliation of this unsurveyed land, the figure shown under the head “Land” does not depict the correct book value of the land owned and under possession of the Port. These significant facts were not disclosed in notes to accounts by the Port.</p>	Necessary disclosures will be made during the FY 2024-25.
D.	General	
D.1	<p>As per Accounting Standard – 3 (Revised 1997) – Cash Flow Statement (CFS), “an enterprise should prepare a Cash Flow Statement by classifying the cash flows during the period from operating, Investing and Financing activities and should present it for each period for which financial statements are presented”.</p> <p>According to Paragraph 3.3 of the Preface to the Statement of Accounting Standards issued (Revised 2004) by the Institute of Chartered Accountants of India (ICAI), “Accounting Standards apply in respect any enterprise (whether organized in corporate, co-operative or other forms) engaged in commercial, industrial or business activities”.</p>	The observation will be reviewed, and action will commence during FY 2024-25 upon receiving approval from the Ministry regarding the common framework for the form, content, and schedule for the placement of Annual Accounts of Major Ports under the Major Port Authorities Act, 2024, and the Major Port Authorities (Accounts and Audit) Rule, 2021.

	<p>Further Rule 8(3) of Major Port Authorities (Accounts and Audit) Rules 2021 (Published in Gazette of India dated 22 November 2021) mandated that the Annual Statement of accounts of Port.</p> <p>Authority should comply Accounting Standards (AS) as specified by the Institute of Chartered Accountants of India.</p> <p>The Annual accounts for the year 2023-24, approved by V.O. Chidambaranar Port Authority' Board consists only Balance Sheet and Profit & Loss Account and it does not contain Cash Flow Statement. The activities carried on by the Port Authority are of the aforesaid nature, the general accounting principles contained in the Accounting Standards issued by ICAI are applicable to the Port Authority.</p> <p>This resulted in non-compliance to provisions of Major Port Authorities (Accounts and Audit) Rules 2021 and Accounting Standard – 3 on Cash Flow Statement.</p>	
<p>E.</p>	<p>Grants in Aid</p> <p>Opening Balance of Grants-in-aid received was nil. During 2023-24, the Grants-in-aid received is nil and closing balance as on 31.03.2024 is nil.</p>	<p>Factual</p>

Annexure I of Separate Audit Report

Sl.No.	Audit Comments	Action Taken																																																				
1.	<p>Adequacy of Internal Audit</p> <p>Mechanism for monitoring of internal audit compliance was not evolved due to which internal audit reports were not placed in Board.</p> <p>Internal audit manuals including checklist for all departments for all functions was not prepared to ensure proper checks and controls</p>	Action will be initiated during the FY 2024-25.																																																				
2.	<p>Adequacy of Internal Control System</p> <p>Sundry Debtors does not include confirmation of balances from all the customers for their dues which includes high value dues of the following customers as per General Ledger:</p> <table border="1" data-bbox="338 634 1199 1336"> <thead> <tr> <th align="center">Sl. No.</th> <th align="center">Customers</th> <th align="center">Amount dues (in ₹crore)</th> <th align="center">Amount pending</th> </tr> </thead> <tbody> <tr> <td align="center">1.</td> <td>M/sNLC India Limited</td> <td align="center">7.02</td> <td align="center">2017</td> </tr> <tr> <td align="center">2.</td> <td>Tuticorin Thermal Power Station</td> <td align="center">18.35</td> <td align="center">2013</td> </tr> <tr> <td align="center">3.</td> <td>Dakshin Bharat Gateway Terminal Private Ltd.</td> <td align="center">13.42</td> <td align="center">2018</td> </tr> <tr> <td align="center">4.</td> <td>SEPC Power Private Limited</td> <td align="center">39.35</td> <td align="center">2019</td> </tr> <tr> <td align="center">5.</td> <td>Southern Petro Chemical Industries</td> <td align="center">12.26</td> <td align="center">2014</td> </tr> <tr> <td align="center">6.</td> <td>Tuticorin Alkhali Chemical</td> <td align="center">26.61</td> <td align="center">2017</td> </tr> <tr> <td align="center">7.</td> <td>TuticorinCoalTerminalPvtLtd.</td> <td align="center">9.16</td> <td align="center">2016</td> </tr> <tr> <td align="center">8.</td> <td>Imcola Crane Company Pvt Ltd.</td> <td align="center">6.18</td> <td align="center">2015</td> </tr> <tr> <td align="center">9.</td> <td>PSASICAL Terminal Ltd.</td> <td align="center">3.31</td> <td align="center">2013</td> </tr> <tr> <td align="center">10.</td> <td>SICAL Logistics Limited</td> <td align="center">1.85</td> <td align="center">2013</td> </tr> <tr> <td align="center">11.</td> <td>DCW Ltd.</td> <td align="center">1.79</td> <td align="center">2016</td> </tr> <tr> <td align="center">12.</td> <td>Central Ware housing Corporation</td> <td align="center">1.56</td> <td align="center">2020</td> </tr> </tbody> </table> <p>Thus, Sundry Debtors does not exhibit realistic value.</p>	Sl. No.	Customers	Amount dues (in ₹crore)	Amount pending	1.	M/sNLC India Limited	7.02	2017	2.	Tuticorin Thermal Power Station	18.35	2013	3.	Dakshin Bharat Gateway Terminal Private Ltd.	13.42	2018	4.	SEPC Power Private Limited	39.35	2019	5.	Southern Petro Chemical Industries	12.26	2014	6.	Tuticorin Alkhali Chemical	26.61	2017	7.	TuticorinCoalTerminalPvtLtd.	9.16	2016	8.	Imcola Crane Company Pvt Ltd.	6.18	2015	9.	PSASICAL Terminal Ltd.	3.31	2013	10.	SICAL Logistics Limited	1.85	2013	11.	DCW Ltd.	1.79	2016	12.	Central Ware housing Corporation	1.56	2020	The Position will be reconciled.
Sl. No.	Customers	Amount dues (in ₹crore)	Amount pending																																																			
1.	M/sNLC India Limited	7.02	2017																																																			
2.	Tuticorin Thermal Power Station	18.35	2013																																																			
3.	Dakshin Bharat Gateway Terminal Private Ltd.	13.42	2018																																																			
4.	SEPC Power Private Limited	39.35	2019																																																			
5.	Southern Petro Chemical Industries	12.26	2014																																																			
6.	Tuticorin Alkhali Chemical	26.61	2017																																																			
7.	TuticorinCoalTerminalPvtLtd.	9.16	2016																																																			
8.	Imcola Crane Company Pvt Ltd.	6.18	2015																																																			
9.	PSASICAL Terminal Ltd.	3.31	2013																																																			
10.	SICAL Logistics Limited	1.85	2013																																																			
11.	DCW Ltd.	1.79	2016																																																			
12.	Central Ware housing Corporation	1.56	2020																																																			

3.	<p>System of Physical Verification of Fixed Assets & Inventory</p> <p>The Physical verification of Fixed Assets for the year 2023-24 was completed and final report has been placed and approved by the Board.</p>	Factual
4.	<p>System of Physical verification of Inventory</p> <p>The Physical Stock Verification was carried out during the year 2023-24.</p>	Factual
5.	<p>Regularity in payment of statutory dues</p> <p>The Port was regular in payment of undisputed statutory dues.</p>	Factual

Annexure II of Separate Audit Report

Sl.No.	Audit Comments	Action Taken
I	Financial Performance	Factual
II	Operating Results	Factual

**-Sd-
FINANCIAL ADVISOR &
CHIEF ACCOUNTS OFFICER (ST)**



வ.உ.சி துறைமுக ஆணையம்
वी.ओ.सी पत्तन प्राधिकरण
V.O.C Port Authority

V.O.CHIDAMBARANAR PORT AUTHORITY



Shri T.K. Ramachandran, IAS, Secretary to the Government of India, Ministry of Ports, Shipping and Waterways, inaugurated the renovated Central Industrial Security Force building at the Port on 06.09.2023.

PART - IV STATISTICAL DETAILS

VITALPORT STATISTICS

Topography of Port (As on 31st March, 2024)

Port: V.O.Chidambaranar Port Authority

Year: 2023-24

Location		Entrance Channel			Turning Circle		Type of Dock/ Port
Latitude	Longitude	Length(Km)	Minimum Depth(mtrs)	Minimum width(mtrs)	No.	Diameter	
(1)	(2)	(3)	(4)	(5)	(6)	(7)	(8)
8°45'N	78°13'E	3.80 Km	(-)14.70m	230m	1	488m	

A. STORAGE CAPACITIES:

#	TYPE OF STORAGE	UNDER PORT	UNDER USER AGENCIES	TOTAL
1.	Covered Area	Sq.m	Sq.m	Sq.m
	a) Transit Shed	10,878 (T-shed I & II)		10,878
	b) Warehouse			
	i) IPL Godown		20,897.40	20,897.40
	ii) VOCPT (I to IV)	19,610		19,610
	iii) VOCPA (I to XV)	47,647.42		47,647.42
	iv) KRIBCO		15,000	15,000
	v) RCF		12,000	12,000
	vi) Viruthunagar Mill		2,000	2,000
	vii) Thiyagaraja Mill		2,000	2,000
	viii) Tamil Nadu Civil Supply Corporation	3,132 Sq.m		3,132
2.	Open area			
	a) Coal Stack Area Phase-I	121 Acres		121 Acres
	b) Coal Stack Area Phase-II	18.53 Acres		18.53 Acres
	c) Coal Stack Area Phase-III (ABG) (NCB II)		31.14 Acres	31.14 Acres
	d) Coal Stack Area (NCB III)		31.14 Acres	31.14 Acres
3.	Liquid Bulk Cargo Storage capacity (Tank forms, etc)		KL	KL
	a) Inside of Security Wall (Phosphoric Acid Tank)		15,000	15,000
	b) Ammonia Tank (GFL)		10,000	10,000
	c) Ammonia Tank (GFL)		20,000	20,000
	d) Naphtha (GFL)		7,790	7,790
	e) IOC Tank Forms (Raw Naphtha, Diesel, Furnace oil, Light Diesel)		80,089	80,089
	f) LPG (M/s. SHV)		24,069	24,069
	g) Propane (M/s. SHV)		27,900	27,900
	h) Butane (M/s. SHV)		45,086	45,086
	i) DCW Tank (VCM)		7,000	7,000
	j) Kalesswari Refinery Pvt Ltd		9,000	9,000

B. BERTH PARTICULARS

YEAR: 2023-24

Sl. No	Berth No. and Name	Type Of Berth	Designed /Depth (Mtrs.)	Permissible Draft (Mtrs.)	Quay Length (Mtrs.)	Permissible LoA (Mtrs.)	Maximum Dwt (Mtrs)	Remarks
1	2	3	4	5	6	7	8	9
1	V.O.CBERTH NO.I	Alongside	10.20	9.30	210	210	25,000	Transit Shed provided (Break Bulk)
2	V.O.CBERTH NO.II	Alongside	10.20	9.30	210	210	40,000	Transit Shed provided(Break Bulk)
3	V.O.CBERTH NO.III	Alongside	12.20	11.50	210	210	50,000	Open (Break Bulk /dry bulk)
4	V.O.CBERTH NO.IV	Alongside	12.20	11.50	210	210	50,000	Open(Break Bulk /dry bulk)
5	BERTH NO. V(A.B. 1)	Alongside	9.50	8.60	183	183	40,000	Open(Break Bulk)
6	BERTHNO.VI(A.B. 2)	Alongside	10.20	9.30	200	200	40,000	Open (Break Bulk)
7	BERTH NO.IX	Alongside	14.50	14.2**	335	235	80,000	Open (Break Bulk /dry bulk)
8	Shallow BerthNo.1	Alongside	6.50	5.85	140	120	6,000	Leased to Indian Coast Guard Tuticorin for 30years
9	Berth:No.VII(PSA-SICALCONTAINER TERMINAL)	Alongside	12.50	11.70	370	270	50,000	Berth handed over to M/s.PSASION., For Container handling nBOT basis from 15-7-98
10	BERTHNO.VIII(DAKSHINBHARATGATEWAY TERMINAL)	Alongside	14.50	14.2**	345	310	80,000	Container Terminal Operated by M/s. Dakshin Bharat Gateway
11	EARM	Alongside	8.10	7.40	140	100	0	

12	OILJETTY	Jetty	14.10	13.00	150	150-228	40,000	Marine uploading Arms provided
13	COALJETTY-I	Jetty	14.10	13.00	300	225	60,000	Shore reception hoppers provided
14	COALJETTY-II	Jetty	14.10	14*	318	225	60,000	Shore reception hoppers provided
15	NCBI	Jetty	14.10	14*	306	245	80,000	Captive berth NTPL
16	NCBII	Jetty	14.10	14*	306	245	80,000	--
17	ZONE-B JETTYFOR HANDLINGSAILI NGVESSELS,S MALLVESSELS AND BARGES	Jetty	5.50	5.00	306	250	4,000	--
18	Coastal Berth West	Alongside	10.00	9.00	185	160	15,000	--
<p>*Indicates that such vessels shall be handled only during day light hours and utilizing the tide of atleast 0.50m and in rising tide</p> <p>**Indicates that such vessels shall be handled only during day light hours and utilizing the tide of atleast 0.65m and in rising tide</p>								

C. FLOATING CRAFTS

Sl. No.	Type	Name of the Craft	Capacity	Owned / Hired Dry Lease
1	Tug	MT Tuticorin	45TBP	Port owned
2	Tug	MT Ocean Brave	50TBP	Hired
3	Tug	MT Ocean Poise	50TBP	Hired
4	Pilot Launch	ML Nallathanni	2x450KW	Port owned
5	Pilot Launch	ML Musal	2x450KW	Port owned
6	Pilot Launch	ML Tuticorin	2x477KW	Port owned
7	Mooring Boat	MB Alaimagal	1x130BHP	Port owned
8	Mooring Boat	MB Pothigai	1x130BHP	Port owned
9	Patrolling Boat	Yojaka Dharti	20Knots	Hired
10	Floating Crane	FC Bharathi	32.6Tat4.57 M Radius and 6 Tat19.81 M Radius	Port owned

TABLE-E –VITAL PORT STATISTICS & CARGO HANDLING EQUIPMENT (2023-24)

SI. NO	Description	Owned by the Port		Private Operators		Remarks
		Quantity	Rated Capacity	Quantity	Rated Capacity	
1	Wharf Crane	1No	6T	--	--	Port Owned
		1No	10T			
		3Nos.(Grab)	20T	--	--	Port Owned
2	Fork Lift Truck	--	--	--	--	--
3	Electric Fork Lift truck	--	--	--	--	--
4	Pay Loaders	--	--	--	--	--
5	Tractors	--	--	--	--	--
6	Transfer Cranes	--	--	--	--	--
7	Container Quay Cranes	--	--	3	40T	Deployed by M/s.PSA SICAL under License agreement
				3	60T	Deployed by M/s. DBGT under License agreement
8	Top Lift Trucks	--	--	--	--	--
9	Gantry Rubber Tyre Cranes	--	--	8	40T	Deployed by M/s.PSA SICAL under License agreement.
				9	41T	Deployed by M/s.DBGT under Concession agreement.
10	Trailers	--	--	12	50T	Deployed by M/s.PSA SICAL under License agreement.
		--	--	18	60T	Deployed by DBGT under concession agreement.
11	Harbour Mobile Cranes	---	---	3Nos	124T	Deployed by M/s. Imcola Crane Company Ltd. under Concession agreement.
12	Reach stackers	---	---	1	40T	Deployed by M/s.PSA SICAL under License agreement.
				2	45T	Deployed by DBGT under concession agreement.
13	Floating Crane	---	6T@ 19.8M radius,32.66T@ 4.57M Radius	---	---	-----
14	Self Propeller barge	---	---	---	---	-----
15	Excavator	---	---	---	---	-----
16	Hoppers	8	120T	Deployed by Sea port Shipping Pvt Ltd., Chennai under License agreement.
17	Conveyor system with hoppers &stacker	1 set	2000TPH	DeployedbyM/s.ChennaiRadhaEnggworks.Chennaiunderlicens eagrement.

F.OTHER INFORMATION

ZONE – A

a)	Water spread Area	665 Acres
b)	Land area	4888.27 Acres
c)	Storage Capacity	
	A) Covered Area	
	Transit shed (I&II) & Warehouse (I to IV)	i) Transit shed (I&II) = 10,878 Sq.m ii) Warehouse (I to IV) = 19,610 Sq.m

ZONE – B

The Port area is enclosed by a compound wall stretching along the Beach Road from the Coal Mazdoor line in the North and Boat repair yard in the South Opposite to George Road.

A	Water Spread	45.30Acres
B	Land Area	216.23 Acres
C	Berth Particulars	1. North Coal Wharf of length 335m.
	Alongside Wharf RCC Jetty	2. Sheet Pile Wharf of length 228m.
	RCC Jetty	3. 139X22.50 m

TABLE 2 Traffic Handled according to Principal Commodities 2023-24 (IN '000 TONNES)

SL.NO.	COMMODITY	IMPORTS			EXPORTS			TOTAL		
		Overseas	Coastal	TOTAL	Overseas	Coastal	TOTAL	Overseas	Coastal	Total
1	CONTAINER TEUs/ '000	311	66	377	310	60	370	621	126	747
		(317)	(53)	(370)	(293)	(71)	(364)	(610)	(124)	(734)
	Containerised Cargo	5604	1180	6784	5599	1075	6674	11203	2255	13458
		(5708)	(953)	(6661)	(5288)	(1273)	(6561)	(10996)	(2226)	(13222)
	Tare Weight	610	139	748	607	128	735	1216	267	1483
		(621)	(112)	(734)	(573)	(149)	(722)	(1194)	(262)	(1456)
2	BREAK BULK	108	43	151	1368	33	1401	1476	76	1552
		(223)	(82)	(305)	(1492)	(25)	(1517)	(1715)	(107)	(1822)
3	DRY BULK									
	MECHANISED	2044	9538	11582	0	0	0	2044	9538	11582
		(2950)	(9395)	(12345)	(00)	(00)	(00)	(2950)	(9395)	(12345)
	CONVENTIONAL	11161	318	11479	59	0	59	11220	318	11538
		(6749)	(391)	(7140)	(42)	(00)	(42)	(6791)	(391)	(7182)
	TRANSSHIPMENT	81	0	81	81	0	81	161	0	161
		(245)	(00)	(245)	(245)	(00)	(245)	(490)	(00)	(490)
4	LIQUID BULK	1446	96	1542	31	56	87	1477	152	1629
	POL Crude									
	POL Products	92	77	169	0	0	0	92	77	169
		(116)	(89)	(205)	(00)	(00)	(00)	(116)	(89)	(205)
	LPG.,	298	0	298	0	0	0	298	0	298
		(94)	(00)	(94)	(00)	(00)	(00)	(94)	(00)	(94)
	OTHER LIQUIDS	1056	19	1075	31	56	87	1087	75	1162
		(1054)	(59)	(1113)	(69)	(43)	(112)	(1123)	(102)	(1225)
	TOTAL	21052	11314	32366	7744	1292	9036	28796	12606	41402
		(17760)	(11082)	(28842)	(7709)	(1491)	(9199)	(25468)	(12573)	(38041)
	Figures in brackets relate to the previous year (2022-23)									



TABLE -3
FLAGWISE DISTRIBUTION OF CARGO HANDLED 2023-24 (IN 000 TONNES)

SL.NO	NATIONALITY	NUMBER OF SHIPS	IMPORTS	EXPORTS	TOTAL
	OVERSEAS				
1	ANTIGUA	21	42	57	99
		(10)	(8)	(14)	(22)
2	BAHAMAS	4	231	0	231
		(16)	(558)	(19)	(577)
3	BANGLADESH	8	318	0	318
		(4)	(165)	(0)	(165)
4	BARBADOS	2	24	12	36
		(0)	(0)	(0)	(0)
5	BELGIUM	3	30	0	30
		(7)	(39)	(0)	(39)
6	BELIZE-Cent. America	1	6	0	6
		(3)	(21)	(0)	(21)
7	CHINA	21	510	36	546
		(10)	(285)	(0)	(285)
8	COOK ISLANDS	1	0	36	36
		(1)	(8)	(0)	(8)
9	CYPRUS	17	585	28	613
		(37)	(825)	(367)	(1192)
10	DENMARK	0	0	0	0
		(1)	(5)	(0)	(5)
11	DOMINICA	13	0	88	88
		(12)	(0)	(85)	(85)
12	ETHIOPIA	0	0	0	0
		(1)	(30)	(0)	(30)
13	GIBRALTAR	0	0	0	0
		(1)	(0)	(1)	(1)
14	GABON	12	0	65	65
		(6)	(0)	(55)	(55)
15	GERMANY	1	0	1	1
		(2)	(0)	(4)	(4)
16	GREECE	3	154	0	154
		(4)	(262)	(0)	(262)
17	GUINEA BISSAU	1	57	0	57
		(0)	(0)	(0)	(0)
18	HONGKONG	67	1974	694	2668
		(131)	(2342)	(1946)	(4288)
19	INDIA	43	425	179	604
		(51)	(686)	(388)	(1074)
20	INDONESIA	4	86	0	86
		(3)	(44)	(18)	(62)

21	JORDAN	0	0	0	0
		(1)	(0)	(3)	(3)
22	KOREA, DEMOCRATIC PEOPLES REPUBLIC OF	0	0	0	0
		(1)	(0)	(4)	(4)
23	KOREA, REPUBLIC OF	1	12	0	12
		(4)	(72)	(0)	(72)
24	KUWAIT	0	0	0	0
		(1)	(6)	(0)	(6)
25	LIBERIA	268	6055	2690	8745
		(205)	(3975)	(1797)	(5772)
26	MALAYSIA	0	0	0	0
		(2)	(17)	(0)	(17)
27	MALDIVES	42	210	719	929
		(18)	(72)	(197)	(269)
28	MALTA	18	810	8	818
		(14)	(483)	(1)	(484)
29	MANGOLIA	0	0	0	0
		(0)	(0)	(0)	(0)
30	MARSHALL ISLAND	100	3666	514	4180
		(60)	(2228)	(38)	(2266)
31	MYANMAR	0	0	0	0
		(2)	(22)	(0)	(22)
32	NETHERLAND	0	0	0	0
		(5)	(0)	(4)	(4)
33	NIUE ISLAND	31	0	9	9
		(28)	(0)	(8)	(8)
34	NORWAY	4	100	0	100
		(4)	(58)	(2)	(60)
35	PANAMA	166	3158	1474	4632
		(214)	(3689)	(1612)	(5301)
36	PHILIPINES	2	125	0	125
		(2)	(24)	(0)	(24)
37	PALAU	17	73	78	151
		(0)	(0)	(0)	(0)
38	PORTUGAL	22	188	75	263
		(19)	(129)	(46)	(175)
39	RUSSIA	1	4	0	4
		(6)	(0)	(2)	(2)

40	SAUDI ARABIA	1	17	0	17
		(1)	(76)	(0)	(76)
41	SINGAPORE	150	1801	717	2518
		(110)	(1105)	(700)	(1805)
42	SPAIN	3	0	6	6
		(3)	(0)	(4)	(4)
43	ST KITTS-NEVIS-ANGUILLA	172	0	75	75
		(172)	(31)	(140)	(171)
44	ST VINCENT	2	56	0	56
		(0)	(0)	(0)	(0)
45	TANZANIA	2	0	2	2
		(0)	(0)	(0)	(0)
46	THAILAND	8	75	0	75
		(12)	(146)	(0)	(146)
47	TURKEY	2	152	0	152
		(1)	(37)	(0)	(37)
48	TUVALU	12	18	72	90
		(26)	(47)	(165)	(212)
49	UNITED KINGDOM	0	0	0	0
		(2)	(134)	(0)	(134)
50	VANUATU	1	0	2	2
		(1)	(7)	(0)	(7)
51	VIETNAM	21	91	109	200
		(22)	(124)	(89)	(213)
	TOTAL - (A)	1268	21052	7744	28796
		(1236)	(17760)	(7709)	(25468)

SL.NO	NATIONALITY	NUMBER OF SHIPS	IMPORTS	EXPORTS	TOTAL
	COASTAL				
1	ANTIGUA	2	3	0	3
		(0)	(0)	(0)	(0)
2	BAHAMAS	0	0	0	0
		(2)	(146)	(0)	(146)
3	BANGLADESH	0	0	0	0
		(4)	(208)	(0)	(208)
4	CYPRUS	4	305	0	305
		(12)	(883)	(0)	(883)
5	EGYPT	1	57	0	57
		(0)	(0)	(0)	(0)
6	GREECE	1	73	0	73
		(1)	(72)	(0)	(72)
7	HONGKONG	1	63	0	63
		(1)	(72)	(0)	(72)
8	INDIA	189	6829	1196	8025
		(181)	(5208)	(1424)	(6632)
9	ITALY	0	0	0	0
		(1)	(7)	(0)	(7)
10	KOREA,DEMOCRATIC PEOPLES REPUBLIC OF	0	0	0	0
		(1)	(7)	(0)	(7)
11	KOREA, REPUBLIC OF	2	0	14	14
		(5)	(75)	(36)	(111)
12	LIBERIA	19	1234	10	1244
		(13)	(947)	(0)	(947)
13	MALTA	1	77	0	77
		(3)	(223)	(0)	(223)
14	MARSHALL ISLAND	19	1143	16	1159
		(14)	(900)	(0)	(900)
15	PALAU	0	0	0	0
		(2)	(9)	(0)	(9)
16	PANAMA	17	802	36	838
		(35)	(1944)	(8)	(1952)
17	PHILIPPINES	3	156	0	156
		(1)	(20)	(0)	(20)
18	SINGAPORE	10	573	0	573
		(3)	(120)	(0)	(120)
19	TURKEY	0	0	0	0
		(1)	(72)	(0)	(72)
20	UNITED KINGDOM	0	0	0	0
		(2)	(153)	(0)	(153)
21	VIETNAM	3	0	20	20
		(5)	(16)	(23)	(39)
	TOTAL - (B)	272	11314	1292	12606
		(287)	(11082)	(1491)	(12573)
	GRAND TOTAL – (A+B)	1540	32366	9036	41402
		1523	28842	9199	38041
(Excluding 1 Passenger vessels handled during 2022-23) (Figures in brackets relate to previous year 2022-23)					

TABLE 4
Distribution of Export Cargo handled according to Origin 2023-24 (In `000 tonnes)

Sl.No	Destination	Dry Bulk	Break Bulk	Liquid Bulk	Containers	Others	Total
A. OVERSEAS							
1	Argentina	0	1	0	0	0	1
2	Australia	0	7	0	0	0	7
3	Bangladesh	0	0	0	0	0	0
4	Brazil	0	0	0	0	0	0
5	Chile	0	3	0	0	0	3
6	China	0	0	0	0	0	0
7	Colombia	0	0	0	0	0	0
8	Denmark	0	0	0	0	0	0
9	Egypt	0	0	0	0	0	0
10	Estonia	0	2	0	0	0	2
11	Finland	0	13	0	0	0	13
12	Germany	0	4	0	0	0	4
13	Greece	0	2	0	0	0	2
14	Ghana	0	0	0	0	0	0
15	Indonesia	0	0	17	0	0	17
16	Italy	0	4	0	0	0	4
17	Korea, Republic Of	0	0	0	0	0	0
18	Lithuania	0	4	0	0	0	4
19	Madagascar	0	1	0	0	0	1
20	Maldives	0	1261	0	0	0	1261
21	Morocco	0	0	0	0	0	0
22	Netherlands	0	0	0	0	0	0
23	Peru	0	0	0	0	0	0
24	Poland	0	0	0	0	0	0
25	Reunion	0	0	0	0	0	0
26	Russia	5	0	0	0	0	5
27	Philippines	0	1	0	0	0	1
28	Romania	0	1	0	0	0	1
29	Saudi Arabia	0	0	0	0	0	0
30	Slovenia	0	0	0	0	0	0
31	South Africa	0	3	0	0	0	3
32	Spain	0	5	0	0	0	5
33	Sri Lanka	0	3	0	0	0	3
34	Sweden	0	3	0	0	0	3
35	Taiwan	0	0	0	0	0	0
36	Trinidad And Tobago	0	15	0	0	0	15
37	Turkey	0	9	0	0	0	9
38	United Arab Emirates	0	3	0	0	0	3
39	United States	0	23	0	0	0	23
40	Uruguay	0	0	15	0	0	15
41	Vietnam	53	0	0	0	0	53
42	Containerised Cargo	0	0	0	5599	0	5599
43	Container tare weight	0	0	0	607	0	607
	TOTAL	59	1368	31	6206	0	7664
B COASTAL(Indian)							
1	Containerised cargo	0	0	0	1075	0	1075
2	Container tare weight	0	0	0	128	0	128
C TRANSHIPMENT							
	Coking Coal	81	0	0	0	0	81
	TOTAL(A + B + C)	139	1401	87	7409	0	9036

TABLE -5
Distribution of Import Cargo handled according to Origin 2023-24 (In `000 tonnes)

SI.No	Destination	Dry Bulk	Break Bulk	Liquid Bulk	Containers	Others	Total
A) OVERSEAS							
1	Argentina	0	0	13	0	0	13
2	Australia	112	0	12	0	0	124
3	Brazil	0	0	0	0	0	0
4	Canada	85	0	0	0	0	85
5	Chile	0	0	0	0	0	0
6	China	181	1	40	0	0	222
7	Colombia	0	0	0	0	0	0
8	Egypt	115	0	0	0	0	115
9	Finland	0	0	0	0	0	0
10	France	0	0	0	0	0	0
11	Germany	33	0	0	0	0	33
12	Guinea Bissau	0	20	0	0	0	20
13	Hong Kong	0	0	24	0	0	24
14	Indonesia	8253	0	151	0	0	8404
15	Iraq	0	0	32	0	0	32
16	Italy	0	0	0	0	0	0
17	Japan	0	0	37	0	0	37
18	Jordan	12	0	0	0	0	12
19	Kenya	0	0	0	0	0	0
20	Korea,Republic Of	0	0	304	0	0	304
21	Kuwait	0	0	78	0	0	78
22	Latvia	27	0	0	0	0	27
23	Lebanon	56	0	0	0	0	56
24	Madagascar	0	0	0	0	0	0
25	Maldives	0	10	0	0	0	10
26	Malaysia	31	0	179	0	0	210
27	Mauritius	0	0	0	0	0	0
28	Mozambique	74	16	0	0	0	90
29	Morocco	0	0	0	0	0	0
30	Nambia	0	0	0	0	0	0
31	Netherlands	0	0	0	0	0	0
32	Oman	991	0	32	0	0	1023
33	Peru	0	0	0	0	0	0
34	Papua New Guinea	0	45	0	0	0	45
35	Poland	0	0	0	0	0	0
36	Philippines	79	0	37	0	0	116
37	Qatar	57	0	196	0	0	253
38	Reunion	0	0	0	0	0	0
39	Romania	0	0	22	0	0	22
40	Russia	426	11	5	0	0	442
41	Saudi Arabia	15	0	64	0	0	79
42	Singapore	0	0	0	0	0	0
43	South Africa	459	0	0	0	0	459
44	Spain	0	0	0	0	0	0
45	Sri Lanka	0	1	0	0	0	1
46	Sweden	0	0	0	0	0	0
47	Tanzania	0	0	0	0	0	0
48	Thailand	0	0	43	0	0	43
49	Togo	358	0	0	0	0	358
50	Trinidad And Tobago	198	0	52	0	0	250
51	Turkey	0	0	0	0	0	0
52	Ukraine	24	0	7	0	0	31
53	United Arab Emirates	1483	0	118	0	0	1601

Sl. No	Destination	Dry Bulk	Break Bulk	Liquid Bulk	Containers	Others	Total
54	United States	136	4	0	0	0	140
55	Vietnam	0	0	0	0	0	0
56	Containerised Cargo	0	0	0	5604	0	5604
57	Container tare weight	0	0	0	610	0	610
	TOTAL A	13205	108	1446	6213	0	20972
B	COASTAL(Indian)	9856	43	96	1318	0	11313
	Containerised Cargo	0	0	0	1180	0	1180
	Container tare weight	0	0	0	139	0	139
C	TRANSHIPMENT	81	0	0	0	0	81
i)	Coking Coals	81	0	0	0	0	81
	GRAND TOTAL A+B+C	23142	151	1542	7531	0	32366

TABLE - 6
Number & type of containers handled 2023-24

Item	Type	20' (in nos)		40' (in nos.)		TOTAL (in nos.)		Total (in TEUs)	
		Normal	Reefer	Normal	Reefer	Normal	Reefer	Normal	Reefer
A.IMPORT	FCL	84,516	16	93,820	259	1,78,336	275	2,72,156	534
		(73340)	(11)	(95707)	(161)	(169047)	(172)	(264754)	(333)
	LCL	-	-	-	-	-	-	-	-
		-	-	-	-	-	-	-	-
	EMPTY	14,556	57	38,101	209	52,657	266	90,758	475
	(23258)	(2)	(34285)	(111)	(57543)	(113)	(91828)	(224)	
	TOTAL	99072	73	131921	468	230993	541	362914	1009
		(96598)	(13)	(129992)	(272)	(226590)	(285)	(356582)	(557)
B.EXPORT	FCL	58,773	212	1,18,833	4,660	1,77,606	4,872	2,96,439	9,532
		(58999)	(176)	(112215)	(4017)	(171214)	(4193)	(283429)	(8210)
	LCL	-	-	-	-	-	-	-	-
		-	-	-	-	-	-	-	-
	EMPTY	36,459	0	7,349	5	43,808	5	51,157	10
	(36199)	(0)	(11921)	(0)	(48120)	(0)	(60041)	(0)	
	TOTAL	95232	212	126182	4665	221414	4877	347596	9542
		(95198)	(176)	(124136)	(4017)	(219334)	(4193)	(343470)	(8210)
C.TRANSHPMENT	FCL	4,482	0	557	0	5,039	0	5,596	0
		(9513)	(0)	(535)	(0)	(10048)	(0)	(10583)	(0)
	EMPTY	16,958	0	1,874	0	18,832	0	20,706	0
		(10010)	(0)	(2431)	(0)	(12441)	(0)	(14872)	(0)
	TOTAL	21440	0	2431	0	23871	0	26302	0
		(19523)	(0)	(2966)	(0)	(22489)	(0)	(25455)	(0)
D.GRAND TOTAL (A+B+C)		215744	285	260534	5133	476278	5418	736812	10551
		(211319)	(189)	(257094)	(4289)	(468413)	(4478)	(725507)	(8767)
E.ICD CONTAINERS :									
MOVED OUT		0		0		0		0	-
		(0).	-	(0).	-	(0).		(0).	-
MOVED IN (FCL)		0		0		0		0	-
		(00)		(00)		(00)		(00)	
TOTAL		0		0		0		0	
		(00)		(00)		(00)		(00)	

TABLE – 7
NUMBER AND SIZE OF SHIPS CALLED AT PORT DURING THE YEAR 2023-24

(figures are in Tonnes)

SL. NO	Category	Number	SIZE		
			G.R.T.	N.R.T.	D.W.T.
A.	CARGO CARRIERS :-				
1	CONTAINERS – Cellular	555	11039747	5226890	14054484
		(535)	(10055472)	(4927069)	(13036434)
	Average		19891	9418	25323
	Maximum		64054	37655	72372
2	BREAK BULK:	321	2372938	1142856	3483211
		(342)	(3260237)	(1567408)	(4800434)
	Average		7392	3560	10851
	Maximum		50625	31470	95750
3	DRY BULK:				
	- Conventional	244	8234004	4921672	15187533
		(157)	(5220515)	(3119448)	(9349724)
	Average		33746	20171	62244
	Maximum		62271	34753	568818
	- Mechanical	159	6164558	3883914	11533291.1
		(207)	(7725012)	(4696225)	(13943630)
	Average		38771	24427	72536
	Maximum		45999	27976	85795
4	LIQUID BULK:				
	- Crude	-	-	-	-
	- Product (POL & LPG)	44	1426250	526607	1891222
		(42)	(1249724)	(490138)	(1674564)
	Average		32415	11968	42982
	Maximum		47963	17539	55800
	-Chemicals (AMN,P.ACID,S.ACID)	36	603187	249685	861290
		(34)	(533654)	(223796)	(771425)
	Average		16755	6936	23925
	Maximum		25357	10204	33944
	- Vegetable Oils	45	420091	198822	669727
		(57)	(491111)	(233054)	(760827)
	Average		9335	4418	14883
	Maximum		29917	13732	49999
	Others (CAUS & EDC.)	27	196904	79023	256026
		(33)	(255596)	(109089)	(346291)
	Average		7293	2927	9482
	Maximum		23230	11915	37369
5	LASH	-	-	-	-
6	RO-RO	-	-	-	-
B.	Passenger Carriers	0	0	0	0
		(1)	(39051)	(15501)	(5012)
C.	OTHERS:-	-	-	-	-
D	Small vessels at Zone 'B'	109	30863	12305	53302
		(116)	(33485)	(13526)	(57139)
	Average		283	113	489
	Maximum		299	127	600
	GRAND TOTAL (A+B+C+D)	1540	30488542	16241774	47990085
		(1524)	(28863857)	(15395254)	(44745480)

Note: Figures in brackets relates to previous year 2022-23.

TABLE – 8
Performance of Cargo ships (Zone “A” only) 2023-24

Sl. No.	Description	Container	Break	Dry Bulk		Liquid	Total
		Vessels - Cellular	Bulk	Mechanical	Conventional	Bulk	
1	No of Ships handled (Zone A+B)	555 (535)	430 (459)	159 (207)	244 (157)	152 (166)	1,540 (1524)
2	a)Cargo handled (Zone A+B) (in tonnes)	149,39,786 (14678136)	15,52,424 (1821841)	115,81,801 (12344789)	115,38,013 (7182178)	16,28,726 (1523967)	412,40,750 (37550911)
	b) Transshipment				161160 (490006)		1,61,160 (490006)
	Total 2 (a + b)	149,39,786 (14678136)	15,52,424 (1821841)	115,81,801 (12344789)	116,99,173 (7672184)	16,28,726 (1523967)	414,01,910 (38040917)
3	Av. Turn Round time- (in days) (Port a/c only)	0.77 (0.76)	2.42 (2.43)	2.87 (3.04)	3.81 (3.08)	1.79 (1.76)	1.94 (1.79)
4	Av. Turn Round time- (in days) (Port & Non Port account)	0.77 (0.76)	2.92 (2.83)	3.03 (3.25)	4.30 (3.46)	2.04 (1.94)	2.14 (1.95)
5	Av. Time Stay at berths (in days) (Port & Non Port)	0.74 (0.71)	2.87 (2.75)	2.97 (3.18)	4.2 (3.35)	1.97 (1.90)	2.08 (1.89)
6	Av. working time In days	0.74 (0.71)	2.06 (2.07)	2.75 (2.89)	3.42 (2.75)	1.68 (1.67)	1.78 (1.65)
7	Av. Pre berthing time -in days (Port a/c only)	0.00 (0.00)	1.37 (0.63)	0.34 (1.07)	2.41 (1.05)	0.41 (0.13)	0.72 (0.42)
8	Av. Pre berthing time (in days) (Port & Non Port account)	0.84 (0.83)	2.99 (2.83)	0.76 (1.50)	3.99 (1.59)	1.25 (0.63)	1.74 (1.27)
9	Av. Non working time -in days (Port & Non Port account)	0.00 (0.00)	0.81 (0.68)	0.22 (0.29)	0.78 (0.60)	0.3 (0.23)	0.31 (0.25)
10	Av. Parcel size (in tonnes)	26830 (27224)	3281 (4053)	67724 (59595)	50616 (48693)	10804 (9230)	32112 (30023)
11	Av. Output per berth day -in tonnes	36500 (38093)	1144 (1476)	22796 (18713)	12041 (14544)	5482 (4862)	15401 (15852)
12	Percentage of non - Working time to total Time spent at berth -in (Port & Non Port account)	0.00% 0.25%	28.22% 24.71%	7.54% 9.10%	18.62% 18.01%	15.00% 12.25%	14.75% 13.01%

TABLE – 9
Distribution of pre-berthing detention according to reasons (in days) 2023 – 2024 (Reasons)

PORT ACCOUNT(in days)											NON-PORT ACCOUNT(in days)							
Sl. No	Category of ships	No. of Ships	Non Availability of Working Berth	Tugs/ Crafts	Pilot/ Crew	Strike	Night Navigation restriction	Draft Restriction	Others	TOTAL	Shippers Account	Ship's Account	Agents Account	Weather Constraints	Due to want of ullage	Others	TOTAL	GRAND TOTAL
1	Containers	555	0.00	0.00	0.00	0.00	0.00	0.00	0.00	0.00	0.00	0.00	463.08	0.00	0.00	4.31	467.39	467.39
2	Break Bulk	139	190.42	0.00	0.00	0.00	0.00	0.00	0.00	190.42	0.00	0.00	0.00	0.00	0.00	225.23	225.23	415.65
3	Dry Bulk																	
	a. Conventional	244	588.02	0.00	0.00	0.00	0.00	0.51	0.00	588.52	0.00	0.00	0.00	0.00	0.00	384.53	384.53	973.05
	b. Mechanical	159	51.78	0.00	0.00	0.00	0.00	2.76	0.00	54.54	0.00	0.00	0.00	0.00	0.00	67.04	67.04	121.58
4	Liquid Bulk	152	62.06	0.00	0.00	0.00	0.00	0.00	0.00	62.06	0.00	0.00	0.00	0.00	0.00	128.24	128.24	190.30
	TOTAL	1249	892.28	0.00	0.00	0.00	0.00	3.26	0.00	895.54	0.00	0.00	463.08	0.00	0.00	809.35	1272.43	2167.97
Note: Excluding 93 barge Vessel, 5 Hybrid Vessel and 88 small Vessel,109 Zone B Vessels and including 4 double cargo Vessels.																		

TABLE 10
DISTRIBUTION OF NON WORKING TIME AT ALONGSIDE BERTHS ACCORDING TO REASONS 2023-24
PORT ACCOUNT/ NON PORT ACCOUNT (IN DAYS)

SI .No	Category of Ship	No of ship handled	Non availability of berth	Strike by Port Workers	Equipment non availability	Equipment break down	Others	Total for Port Account	Absence of Workers	Shed congestion	For want of export cargo	Strike/ Stoppage	Power failure	Shipper account	Ship account	Agent option	Weather constraints	Waiting for sailing	Others	Total for non port account	GRAND TOTAL
1	2	3	4	5	6	7	8	9	10	11	12	13	14	15	16	17	18	19	20	21	22
1	Cashew Nuts In Bags	3	0.00	0.00	0.00	0.00	2.96	2.96	0.00	0.00	0.00	0.00	0.00	0.00	0.00	0.00	0.00	0.00	2.05	2.05	5.01
2	Cattle Feed	1	0.00	0.00	0.00	0.00	0.61	0.61	0.00	0.00	0.00	0.00	0.00	0.00	0.00	0.00	0.00	0.00	0.78	0.78	1.39
3	Caustic Soda Lye	8	0.00	0.00	0.00	0.00	0.45	0.45	0.00	0.00	0.00	0.00	0.00	0.00	0.00	0.00	0.00	0.00	2.60	2.60	3.05
4	Cement in bags	23	0.00	0.00	0.00	0.00	13.48	13.48	0.00	0.00	1.32	0.00	0.43	0.00	0.13	0.00	0.00	0.00	12.68	14.56	28.04
5	Clinkers	3	0.00	0.00	0.00	0.00	1.86	1.86	0.00	0.00	0.00	0.00	0.03	0.00	0.00	0.00	0.00	0.00	2.14	2.17	4.03
6	Coking Coal	3	0.00	0.00	0.00	0.00	0.68	0.68	0.00	0.00	0.05	0.00	0.00	0.00	0.33	0.00	0.00	0.00	0.99	1.37	2.05
7	Construction Materials	10	0.00	0.00	0.00	0.00	4.45	4.45	0.00	0.00	0.17	0.00	0.00	0.00	0.33	0.00	0.00	0.00	4.76	5.26	9.71
8	Container	555	0.00	0.00	0.00	0.00	0.00	0.00	0.00	0.00	0.00	0.00	0.00	0.00	0.00	0.00	0.00	0.00	0.00	0.00	0.00
9	Diesel Oil	5	0.00	0.00	0.00	0.00	0.25	0.25	0.00	0.00	0.00	0.00	0.00	0.00	0.00	0.00	0.00	0.00	1.60	1.60	1.85
10	Dolomite	1	0.00	0.00	0.00	0.00	0.07	0.07	0.00	0.00	0.00	0.00	0.00	0.00	0.00	0.00	0.00	0.00	0.20	0.20	0.27
11	Fly Ash	1	0.00	0.00	0.00	0.00	0.69	0.69	0.00	0.00	0.17	0.00	0.00	0.00	0.00	0.00	0.00	0.00	0.44	0.61	1.30
12	Furnace Oil	13	0.00	0.00	0.00	0.00	0.99	0.99	0.00	0.00	0.00	0.00	0.00	0.00	0.00	0.00	0.00	0.00	3.68	3.68	4.67
13	General Cargo	12	0.00	0.00	0.00	0.00	4.84	4.84	0.00	0.00	0.71	0.00	0.00	0.00	0.00	0.00	0.00	0.00	3.94	4.65	9.49
14	Gypsum In Bulk	1	0.00	0.00	0.00	0.00	0.44	0.44	0.00	0.00	0.00	0.00	0.00	0.00	0.00	0.00	0.00	0.00	0.62	0.62	1.06
15	I.Coal	143	0.00	0.42	0.15	0.00	32.03	32.60	0.00	0.00	0.00	0.00	0.84	0.00	0.08	0.00	0.00	0.00	48.01	48.93	81.53

16	Ilmenite	1	0.00	0.00	0.00	0.00	0.40	0.40	0.00	0.00	0.42	0.00	0.00	0.00	0.00	0.00	0.00	0.00	0.41	0.83	1.23
17	Iron And Steel Materials	7	0.00	0.00	0.00	0.00	2.70	2.70	0.00	0.00	0.48	0.00	0.00	0.00	0.00	0.00	0.00	0.00	3.30	3.78	6.48
18	Lime Stones	30	0.00	0.00	0.46	0.00	4.93	5.39	0.00	0.00	0.00	0.00	0.01	0.00	0.00	0.00	0.00	0.00	8.22	8.23	13.62
19	Liquid Ammonia	11	0.00	0.00	0.00	0.00	0.62	0.62	0.00	0.00	0.00	0.00	0.00	0.00	0.05	0.00	0.00	0.00	2.35	2.40	3.02
20	Latrate	1	0.00	0.00	0.00	0.00	0.13	0.13	0.00	0.00	0.00	0.00	0.00	0.00	0.00	0.00	0.00	0.00	0.50	0.50	0.63
21	Lentils	5	0.00	0.00	0.00	0.00	2.76	2.76	0.00	0.00	0.00	0.00	0.00	0.00	0.00	0.00	0.00	0.00	2.30	2.30	5.06
22	Logs	4	0.00	0.00	0.00	0.00	1.34	1.34	0.00	0.00	0.00	0.00	0.10	0.00	0.00	0.00	0.00	0.00	1.77	1.87	3.21
23	Lpg	23	0.00	0.00	0.00	0.00	1.76	1.76	0.00	0.00	0.00	0.00	0.00	0.00	0.12	0.00	0.00	0.00	6.57	6.69	8.45
24	Machinaries	9	0.00	0.00	0.00	0.00	3.51	3.51	0.00	0.00	0.00	0.00	0.00	0.00	0.02	0.00	0.00	0.00	4.46	4.48	7.99
25	Maize	3	0.00	0.00	0.00	0.00	2.43	2.43	0.00	0.00	0.28	0.00	0.00	0.00	0.16	0.00	0.00	0.00	2.89	3.33	5.76
26	MOP	10	0.00	0.00	0.00	0.00	3.71	3.71	0.00	0.00	0.00	0.00	0.00	0.00	0.00	0.00	0.00	0.00	5.11	5.11	8.82
27	Naptha	3	0.00	0.00	0.00	0.00	0.21	0.21	0.00	0.00	0.00	0.00	0.00	0.00	0.00	0.00	0.00	0.00	1.24	1.24	1.45
28	Oil Cake/Copra	15	0.00	0.00	0.00	0.00	7.40	7.40	0.00	0.00	0.46	0.00	0.00	0.00	0.00	0.00	0.00	0.00	7.86	8.32	15.72
29	Other Finished Fertilizers	10	0.00	0.00	0.00	0.00	3.83	3.83	0.00	0.00	0.00	0.00	0.00	0.00	0.30	0.00	0.00	0.00	6.64	6.94	10.77
30	Palm Oil	41	0.00	0.00	0.00	0.00	1.94	1.94	0.00	0.00	0.00	0.00	0.00	0.00	0.00	0.00	0.00	0.00	9.91	9.91	11.85
31	Phosphoric Acid	2	0.00	0.00	0.00	0.00	0.11	0.11	0.00	0.00	0.00	0.00	0.00	0.00	0.00	0.00	0.00	0.00	0.91	0.91	1.02
32	Pulses	3	0.00	0.00	0.00	0.00	2.27	2.27	0.00	0.00	0.00	0.00	0.00	0.00	0.67	0.00	0.00	0.00	3.74	4.41	6.68
33	Rock Phosphate	20	0.00	0.00	0.00	0.00	9.59	9.59	0.00	0.00	0.00	0.00	0.33	0.00	0.07	0.00	0.00	0.00	11.33	11.73	21.32
34	Salt In Bulk	5	0.00	0.00	0.00	0.00	2.35	2.35	0.00	0.00	0.00	0.00	0.00	0.00	0.00	0.00	0.00	0.00	2.74	2.74	5.09
35	Sulphur	2	0.00	0.00	0.00	0.00	0.98	0.98	0.00	0.00	0.00	0.00	0.00	0.00	0.00	0.00	0.00	0.00	1.06	1.06	2.04
36	Sulphuric Acid	23	0.00	0.00	0.00	0.00	1.07	1.07	0.00	0.00	0.00	0.00	0.00	0.00	0.00	0.00	0.00	0.00	3.43	3.43	4.50
37	Sunflower Oil	4	0.00	0.00	0.00	0.00	0.24	0.24	0.00	0.00	0.00	0.00	0.00	0.00	0.00	0.00	0.00	0.00	1.34	1.34	1.58
38	Urea	4	0.00	0.00	0.00	0.00	3.44	3.44	0.00	0.00	0.00	0.00	0.00	0.00	0.11	0.00	0.00	0.00	3.42	3.53	6.97
39	Vinyl Chlorides	19	0.00	0.00	0.00	0.00	0.68	0.68	0.00	0.00	0.00	0.00	0.00	0.00	0.32	0.00	0.00	0.00	2.49	2.81	3.49

40	Wind Mill Blade	71	0.00	0.00	2.08	0.00	9.38	11.46	0.00	0.00	0.00	0.00	0.00	0.00	0.69	0.00	0.00	0.00	30.39	31.08	42.54
41	T.Coal	141	0.00	0.00	0.00	0.00	8.64	8.64	0.00	0.00	0.00	0.00	0.00	0.00	0.55	0.00	0.00	0.00	22.12	22.67	31.31
Grand Total		1249	0.00	0.42	2.69	0.00	140.22	143.33	0.00	0.00	4.06	0.00	1.74	0.00	3.93	0.00	0.00	0.00	230.99	240.72	384.05

Note: Excluding 93 barge Vessel, 5 Hybrid Vessel and 88 small Vessel,109 Zone B Vessels and including 4 double cargo Vessels.



TABLE – 11
Berth Occupancy 2023-24

Sl. No.	Name of berth	Type of berth	No.of days		% of Occupancy
			Available	Occupied	
A. Along side berths			2928	2209.70	75.47
1	Berth No.I	General Cargo	366	206.58	56.44
2	Berth No.II	General Cargo	366	208.50	56.97
3	Berth No.III	General Cargo	366	304.35	83.16
4	Berth No.IV	General Cargo	366	291.74	79.71
5	Berth No.V	General Cargo	366	308.73	84.35
6	Berth No.VI	General Cargo	366	269.27	73.57
7	Berth No.IX	General Cargo	366	320.62	87.60
8	Coastal Berth CBW	General Cargo	366	299.91	81.94
B. Container Terminals			732	407.96	55.73
9	Berth no. VII Operated by M/s.PSA Sical Terminals Ltd.,	Container	366	149.21	40.77
10	Berth No.VIII Operated by M/s.DBGT Container Terminals Ltd.,	Container	366	258.75	70.70
C. Oil Jetty			366	89.03	24.33
11	Oil Jetty	Mechanised	366	89.03	24.33
D. Coal Jetties					
12	Coal Jetty I	Mechanised	366	201.71	55.11
13	Coal Jetty II	Mechanised	366	29.27	8.00
14	North Cargo Berth – I (NCB – I)	Mechanised	366	227.81	62.24
15	North Cargo Berth – II (NCB – II)	Coal Conventional	25	14.27	57.08%
TOTAL			5149	3179.75	61.75

TABLE 12				
Container cargo and tare weight of containers 2023-24				
Sl.No	Category	Container cargo	Tare weight	(In ' 000 tonnes) Total
1	Import	6784	748	7531
		(6661)	(0734)	(7395)
2	Export	6674	735	7409
		(6561)	(0723)	(7283)
	Total	13458	1483	14940
		(13222)	(1456)	(14678)

Figures in brackets relate to previous year-2022-23

**TABLE-13
AVAILABILITY OF CARGO HANDLING EQUIPMENT DURING 2023-24**

Sl. No	Description	Required to meet traffic demand	Supplied (Average)	% short supply of equipment due to					No. of units overhauled	No of units underwent major repair	Remarks
				Absent of staff(Avg.)	Shortage of Eqpt.	Eqpt. Break down	Stoppage of work	Other reasons			
1	Mobile Cranes	-	-	--	--	--	--	--	--	--	--
2	Electric Wharf Cranes (5Nos)	2650 (Shifts)	97.16	--	--	2.84	--	--	--	--	--
3	Floating Cranes	--	--	--	--	--	--	--	--	--	--
4	Quay Cranes	--	--	--	--	--	--	--	--	--	--
5	Yard Gantry Crane	--	--	--	--	--	--	--	--	--	--
6	Top Lift Truck / Reach Stacker	--	---	--	--	--	--	--	--	--	--
7	Tractors	--	--	--	--	--	--	--	--	--	--
8	Others	--	--	--	--	--	--	--	--	--	--
9	Front End Loaders	--	--	--	--	--	--	--	--	--	--
10	Equipments deployed by M/s.Imcola crane company Pvt Ltd, Mumbai 1. Harbour Mobile cranes.										
	1.Crane No.1	57(shifts)	57	0	0	1.10	0	0	0	--	--
	2.Crane No.2	50(shifts)	48	0	0	7.0	0	0	1	--	--
	3.Crane No.3	58(shifts)	57	0	0	4.5	0	0	0	--	--

**TABLE-14
UTILISATION OF CARGO HANDLING EQUIPMENTS DURING 2023-24**

SL. No	Description	Number of Equipments	Total No. Of hours available	Non-availability due to				Available working hours (Net) (4)-(5+6+7+8)	Actual working hours	%availability [(9/4)x100]	% utilization on		Reasons for less utilization if any	Remarks
				Overhauling	Holiday & OT time	Breakdown	Other reasons MTC				Nett available hours [(10/9)x100]	Gross available hours [(10/4)x100]		
1	2	3	4	5	6	7	8	9	10	11	12	13	14	15
WHARFCRANES														
A	Hook(6T)	1	8784	0	0	331.45	_	8452.55	42.00	96.22	0.49	0.478		
B	Hook(10T)	1	8784	0	0	10.30	_	8773.70	221.50	99.88	2.52	2.52		
C	GrabcraneG1	1	8784	0	0	176.45	_	8607.55	1654.30	97.99	19.21	18.83		
D	GrabcraneG2	1	8784	0	0	595.45	_	8188.55	1359	93.22	16.59	15.47		
E	GrabcraneG3	1	8784	0	0	128.00	_	8656	675.10	98.54	7.79	7.68		
F	BOT Operator HMC Crane1	1	8784	0	0	96	0	8688	5016	99	58	57		
	Crane2	1	8784	554	0	50	0	8180	4287	93	52.40	49		
	Crane3	1	8784	0	0	395	0	8389	5033	96	60	57		

**Table-15
DETAILS OF PORT OWNED CRAFTS**

Name of the Vessel	Type	Year of Built	Length (M)	Breadth (M)	Moulded Depth (M)	Last Dry Dock & Survey held	Next Dry Dock due	Details of Main Engine-Power, Make & Model	Propulsion system	Capacity Bollard pull/speed
M.T.Tuticorin Gross Tonnage-425	Tractor Tug	2006	32	10.65	4.7	2022	2026	2 x 1880 KW @ 1000 rpm, Wartsila Italia 6 L 26A2	Voith Twin Screw	45 TBP (12knots)
M.L.Tuticorin Gross Tonnage- 80	Pilot Launch	2005	21.5	6.7	2.6	2013	2018	2x 477KW@1800rpm, Cummins KTA 19M3	Schottel Twin Screw	13knots
M.L.Nallathanni Gross Tonnage- 48	Pilot Launch	2010	16	5.2	2.5	2016	2022	2x 450KW@1800rpm, Cummins KTA 19M3Engines	Conventional Twin Screw	16knots
M.L.Musal	Pilot Launch	2009	17.15	5.2	1.2	2018	2023	2x 450KW@1800rpm,Cummins KTA 19M3Engines	Conventional Twin Screw	16Knots
M.B.Alaimagal	Mooring Boat	2018	9	3	0.8	New Built Vessel	2023	130HP@1800RPM Model: Ashok Leyland Marine Diesel Engine	Conventional single screw	7Knots
M.B Pothigai	Mooring Boat	2018	9	3	0.8	New Built Vessel	2023	130HP@1800RPM Model: Ashok Leyland Marine Diesel Engine	Conventional single screw	7Knots
F C. Bharathi Gross Tonnage -188	Crane Pontoon	2003	34	12	0.9	2015	2020	Crane Make - TATA TFC 280-45 driven by Cummins Engine NT 743 C (Crane mtc. & rep. by CHER Div Mech Dept)	6 T ©19.8 M operation radius - 21.24 Mboom32.66T(5)4.57m radius-15.24Mboom	-

Table – 15 A
A DETAILS OF HIRED CRAFT

Name of the Vessel	Type	Year of Built	Length(M)	Breadth (M)	Moulded Depth(M)	Last Dry Dock & Survey held	Next Dry Dock due	Details of Main Engine -Power, Make & Model & Contract details	Propulsion system	Capacity Bollard pull / speed
M.T.Ocean Brave(Hire from M/s.Ocean Sparkle)	Z Drive Tug	2007	32.50	11.40	4.40	2021	2026	2 x 1470 KW Niigata Rate perDayRs.1,89,000/-+GST, Fuel, Water, and Electricity supplied by the port at free of cost Contract commenced from 11.10.2018 to 10.10.2025	Z Feller SRP Twin Screw	50 TBP (12Knots)
M.T. Ocean Poise (Hire from M/s.Ocean Sparkle)	Tug	2019	31.00	11.00	5.60	2019	2024	2x 2000 KW Caterpillar, Bonny Fair Development Ltd Hong kong, per day 2,10,000 Rate+GST, Fuel, Water, and Electricity supplied by the port at free of cost Contract commenced from 03.02.2020 to 03.02.2025	ASD Twin Screw	50 TBP (10Knots)
Yojaka Dhatri (Hired from SRMF)	ISPS Patrol Boat	2012	15.54	04.60	2.61	-	-	2 x 500 KW, Cummins per day charges Rs.16,800 + GST, Fuel, Water and Electricity supplied by Port at free of cost. The contract commenced from 28.08.2018 to 27.08.2023	Conventional Twin Screw	20 knots speed

Table-16

Performance of Dredgers P-XII

**V.O.Chidambaranar Port Authority
does not own any dredgers**

**TABLE-17
SHORE LABOUR PRODUCTIVITY FOR THE YEAR 2023-24.**

Commodities	No. of Hooks Worked	Hook hour worked	Effective Hook hours worked	Man Hours Worked	Effective Man hours worked	Tonnage Handled	Per Hook	Average Productivity			
								Per hook hour	Per effective hook hour	Per an hour	Per effective man hour
<p>In V.O.Chidambaranar Port there is no Shore Labour. The Labour Pool of cargo handling workers (including Shore Labourers) was managed and administered by Tuticorin Stevedores Association (TSA) from 1981 to 1999. From 01-01-2000 onwards the Labour Pool (including Shore Workers) is managed and administered by the V.O.Chidambaranar Port Trust Cargo Handling Labour Pool (TPTCHLP). The cargo handling workers in the Port were Merged with the Port by forming a Cargo Handling Division (CHD) under the control of Traffic Department with effect from 27.07.2011. The combined statement of Dock/Shore Labour Productivity is available in Table No18.</p>											

TABLE - 18
SHORE LABOUR PRODUCTIVITY FOR THE YEAR 2023-24.

PORT : V.O.CHIDAMBARANAR PORT AUTHORITY, TUTICORIN.

Sl. No	COMMODITIES	No. of Hooks worked	Hook available Hours	Effective Hook Hours	No. of Man Power	Total Man Hours worked	Total Effective Man Hours	Tonnage Handled	Average Productivity in MT					
									Per Hook	Per Hook Hr	Per Effective Hook Hrs	Per Man Hrs	Per Effective Man Hrs	Gang Shift Output
	1	2	3	4	5	6	7	8	9	10	11	12	13	14
1	Break Bulk													
A	Bagged Cargo	659	4,943	3,624	3,422	25,665	18,820	1,24,661	189.17	25.22	34.40	4.86	6.62	189.17
B	Metals, iron, steel and Machinery	480	3,600	2,640	5,215	39,113	28,681	81,955	170.74	22.77	31.04	2.10	2.86	170.74
C	others	2,654	19,905	14,596	21,541	1,61,558	1,18,470	2,22,672	83.90	11.19	15.26	1.38	1.88	83.90
	TOTAL (1)	3,793	28,448	20,861	30,178	2,26,335	1,65,971	4,29,288	113.18	15.09	20.58	1.90	2.59	113.18
2	Dry Bulk													
A	Food grains	141	1,058	775	164	1,230	902	88,600	628.37	83.78	114.25	72.03	98.23	628.37
B	Others (Agg in bulk)	967	7,253	5,318	3,689	27,668	20,289	5,29,920	548.00	73.07	99.64	19.15	26.12	548.00
	Total (2)	1,108	8,310	6,094	3,853	28,898	21,191	6,18,520	558.23	74.43	101.50	21.40	29.19	558.23
	Total (1+2)	4,901	36,758	26,954	34,031	2,55,233	1,87,162	10,47,808	213.79	28.51	38.87	4.11	5.60	213.79
3	Dry Bulk (By Grab)													
	By GRAB	11,854	88,905	65,194	8,108	60,810	44,592	230,56,169	1,945.01	259.33	353.65	379.15	517.05	1,945.01
	Total (3)	11,854	88,905	65,194	8,108	60,810	44,592	230,56,169	1,945.01	259.33	353.65	379.15	517.05	1,945.01
4	Total (1+2+3)	16,755	1,25,663	92,148	42,139	3,16,043	2,31,754	241,03,977	1,438.61	191.82	261.58	76.27	104.01	1,438.61

TABLE 19
COMMODITY WISE EXPORT CARGO RECEIVED BY DIFFERENT MODES OF TRANSPORT DURING 2023-24.

Sl. No.	Commodity	Received by Rail		Received by Road		Received by Conveyor		Received through Pipe Line		TOTAL	
		TONNES	PERCENT	TONNES	PERCENT	TONNES	PERCENT	TONNES	PERCENT	TONNES	PERCENT
1	Cement	0	0.00	1,04,333	1.17	0	0.00	0	0.00	1,04,333	1.17
2	Wind Mill Blade	0	0.00	96,720	1.08	0	0.00	0	0.00	96,720	1.08
3	Containers	0	0.00	74,08,434	82.73	0	0.00	0	0.00	74,08,434	82.73
4	Salt	0	0.00	153	0.00	0	0.00	0	0.00	153	0.00
5	Caustic Soda Lye	0	0.00	86,996	0.97	0	0.00	0	0.00	86,996	0.97
6	Copper Concentrate	0	0.00	0	0.00	0	0.00	0	0.00	0	0.00
7	Granite Stone	0	0.00	0	0.00	0	0.00	0	0.00	0	0.00
8	Copper Slag	0	0.00	0	0.00	0	0.00	0	0.00	0	0.00
9	Fly Ash	0	0.00	9,411	0.11	0	0.00	0	0.00	9,411	0.11
10	Diesel	0	0.00	0	0.00	0	0.00	0	0.00	0	0.00
11	Sulphuric Acid	0	0.00	0	0.00	0	0.00	0	0.00	0	0.00
12	Garnet Sand	0	0.00	0	0.00	0	0.00	0	0.00	0	0.00
13	Iron & Steel Materials	0	0.00	35,634	0.40	0	0.00	0	0.00	35,634	0.40
14	Machineries	0	0.00	9,374	0.10	0	0.00	0	0.00	9,374	0.10
15	Con. Materials	0	0.00	5,36,253	5.99	0	0.00	0	0.00	5,36,253	5.99
16	Complex	0	0.00	0	0.00	0	0.00	0	0.00	0	0.00
17	Furnace Oil	0	0.00	0	0.00	0	0.00	0	0.00	0	0.00
18	Sugar	0	0.00	0	0.00	0	0.00	0	0.00	0	0.00
19	Maize	0	0.00	53,260	0.59	0	0.00	0	0.00	53,260	0.59
20	Others	0	0.00	6,14,706	6.86	0	0.00	0	0.00	6,14,706	6.86
	Total	0	0.00	89,55,274	100.00	0	0.00	0	0.00	89,55,274	100.00

TABLE 20**COMMODITYWISE IMPORT CARGO DESPATCHED BY DIFFERENT MODES OF TRANSPORT DURING 2023-24**

SL. NO	COMMODITY	DESPATCHED BY RAIL		DESPATCHED BY ROAD		DESPATCHED BY CONVEYOR (MECH)		DESPATCHED THROUGH PIPELINE		TOTAL	
		TONNES	PERCENT	TONNES	PERCENT	TONNES	PERCENT	TONNES	PERCENT	TONNES	PERCENT
1	FERTILIZERS	7,02,862	2.18	94,371	0.29	0	0.00	0	0.00	7,97,233	2.47
2	FR MATERIAL	0	0.00	7,96,848	2.47	0	0.00	0	0.00	7,96,848	2.47
3	PET.COKE	0	0.00	0	0.00	0	0.00	0	0.00	0	0.00
4	INDUSTRIAL COAL	8,91,558	2.76	76,20,157	23.60	0	0.00	0	0.00	85,11,715	26.36
5	DIESEL	0	0.00	0	0.00	0	0.00	18,415	0.06	18,415	0.06
6	EDIBLE OIL	0	0.00	3,50,817	1.09	0	0.00	60,764	0.19	4,11,581	1.27
7	FURNACE.OIL	0	0.00	0	0.00	0	0.00	58,739	0.18	58,739	0.18
8	LATERITE	70,864	0.22	39,736	0.12	0	0.00	0	0.00	1,10,600	0.34
9	LPG	0	0.00	0	0.00	0	0.00	2,98,087	0.92	2,98,087	0.92
10	LIQ. AMMONIA	0	0.00	0	0.00	0	0.00	1,22,154	0.38	1,22,154	0.38
11	GYPSUM	0	0.00	1,03,342	0.32	0	0.00	0	0.00	1,03,342	0.32
12	NAPHTHA	0	0.00	0	0.00	0	0.00	91,971	0.28	91,971	0.28
13	VCM	0	0.00	98,971	0.31	0	0.00	0	0.00	98,971	0.31
14	CONTAINERS	0	0.00	75,31,352	23.33	0	0.00	0	0.00	75,31,352	23.33
15	RAW CASHEW	0	0.00	35,955	0.11	0	0.00	0	0.00	35,955	0.11
16	TIMBER LOGS	0	0.00	45,013	0.14	0	0.00	0	0.00	45,013	0.14
17	PULSES	0	0.00	1,11,970	0.35	0	0.00	0	0.00	1,11,970	0.35
18	LIME STONE	19,818	0.06	21,18,067	6.56	0	0.00	0	0.00	21,37,885	6.62
19	COKING COAL	0	0.00	0	0.00	0	0.00	0	0.00	0	0.00
20	THERMAL COAL	0	0.00	0	0.00	99,03,707	30.68	0	0.00	99,03,707	30.68
21	OIL CAKE/COPRA	0	0.00	1,08,739	0.34	0	0.00	0	0.00	1,08,739	0.34
22	CATTLE FEED	0	0.00	23,613	0.07	0	0.00	0	0.00	23,613	0.07
23	OTHERS	0	0.00	9,67,587	3.00	0	0.00	0	0.00	9,67,587	3.00
	TOTAL	16,85,102	5.22	200,46,538	62.09	99,03,707	30.68	6,50,129	2.01	322,85,476	100.00
Note: 1 SPIC Cargo		7,84,371									
Total Import Railway Traffic		24,69,473									

Note: 2. 161160 Tonnes of Coking Coal was transshipment during 2022-23.

TABLE-21**EMPLOYMENT AT PORT / CHD AS ON 31.03.2024**

	Number of Category of Officials		Number of Non Cargo handling workers		Number of non Cargo handling workers other than Shore workers	Number of Cargo handling Shore workers	Number of Casual Workers	Others	Total
	Class I	Class II	Class III	Class IV	Class III Class IV				
PORT	58	44	188	59	--	--	--	--	349
CHD	--	--	42	32	--	--	--	--	74

Table-22
Particulars of Accidents during 2023-24

(in Number)

Sl. No	Causation	Fatal		Non Fatal		Total	
		Port Area	Non-Port Area	Port Area	Non-Port Area	Port Area	Non-Port Area
1	2	3	4	5	6	7	8
1	Persons falling	4	--	--	1	4	1
2	Falling of object	--	--	--	--	--	--
3	Stepping on, striking against or stuck buy objects	--	--	--	--	--	--
4	Caught in between objects	--	--	--	--	--	--
5	Over-exertion or wrong movements	--	--	--	--	--	--
6	Exposure to or contact with extreme temperature	--	--	--	--	--	--
7	Explosions	--	--	--	--	--	--
8	Exposure to or contact with harmful substances including radiation	--	--	--	--	--	--
9	Other Cases	--	--	--	--	--	--
	Total	04	00	00	01	04	01

Table– 23
Financial Indicators

Sl. No.	Description	Current year		Previous Year	
		2023-24		2022-23	
I	Return on Capital Employed				
	i. Net Surplus		460.08		264.79
	ii. Rate of Return (Percent)		34.04%		20.46%
II	Operating Ratio				
	i. Operating Expenditure		289.98		304.63
	ii. Operating Income		984.78		736.92
	iii. Ratio (%)		29.45%		41.34%
III	Ratio of Cost of Earnings (Activity-wise) Percentage of Cost of Earnings				
Sl. No.	Activity	Direct Cost		Total Cost	
		(Excluding Depreciation and Overheads)		(Including Depreciation and Overheads)	
		Current Year 2023-24	Previous Year 2022-23	Current Year 2023-24	Previous Year 2022-23
i	Cargo Handling and Storage	7.52%	11.65%	9.69%	16.63%
ii	Port and Dock Facilities for Shipping	13.96%	21.44%	18.47%	27.14%
iii	Railway Workings	135.06%	97.42%	167.22%	130.23%
iv	Rentable Land and Buildings	39.02%	20.82%	67.49%	46.69%

STATEMENT -1

STAFF STRENGTH AS ON 31.03.2023 & 31.03.2024 (PORT)

Sl. No	Category	As on 31.03.2023		As on 31.03.2024	
		Sanctioned Strength	Actual Strength	Sanctioned Strength	Actual Strength
1	Class-I	105	59	105	58
2	Class-II	62	49	62	44
3	Class -III	579	199	579	188
4	Class -IV	184	65	184	59
	Total	930	372	930	349

STAFF STRENGTH AS ON 31.03.2023 & 31.03.2024 (CHD)

Sl. No	Category	As on 31.03.2023		As on 31.03.2024	
		Sanctioned Strength	Actual Strength	Sanctioned Strength	Actual Strength
1	Class-I	7	0	7	0
2	Class-II	3	0	3	0
3	Class-III	327	56	327	42
4	Class-IV	656	43	656	32
	Total	993	99	993	74

STATEMENT-2

Scheduled Caste / Scheduled Tribe reservation as on 31.03.2023 & 31.03.2024 (Port)

Sl. No	Category	Total No. of Staff		As on 31.03.2023			As on 31.03.2024		
		As on 31.03.2023	As on 31.03.2024	SC	ST	% Reservation of SC /ST	SC	ST	% Reservation of SC /ST
1	Class-I	59	58	6	0	10.17	6	0	10.34
2	Class-II	49	44	7	1	16.33	7	1	18.18
3	Class-III	199	188	49	13	31.16	47	11	30.85
4	Class-IV	65	59	27	1	43.08	27	0	45.76
	Total	372	349	89	15	27.96	87	12	28.37

Scheduled Caste / Scheduled Tribe reservation as on 31.03.2023 & 31.03.2024 (CHD)

Sl. No	Category	Total No. of Staff		As on 31.03.2023			As on 31.03.2024		
		As on 31.03.2023	As on 31.03.2024	SC	ST	% Reservation of SC /ST	SC	ST	% Reservation of SC /ST
1	Class-I	0	0	0	0	0	0	0	0
2	Class-II	0	0	0	0	0	0	0	0
3	Class-III	56	42	30	0	53.57	24	0	57.14
4	Class-IV	43	32	26	0	60.47	18	0	56.25
	Total	99	74	56	0	56.57	42	0	56.76

STATEMENT-3

Particulars of Strike / Stoppage of work and Mandays lost in 2023-24

One day National wide strike on 16/02/2024 by 7 trade unions functioning in V.O.Chidambaranar Port Authority and 209 mandays lost in 2023-24

STATEMENT-4

Particulars of Salaries and Earnings per Employee (2023-24)

(Rupees in Lakhs)

Sl.No	Nature of pay/Allowance	Class - I	Class - II	Class III	Class IV	TOTAL
1	Pay	627.57	324.15	1,639.19	607.64	3,198.55
2	Special Pay/Personal Pay	0.00	0.00	0.00	0.00	0.00
3	Variable Dearness Allowance	233.68	133.99	681.06	256.16	1,304.89
4	City Compensatory Allowance	0.00	0.00	0.00	0.00	0.00
5	House Rent Allowance	30.43	20.62	187.76	81.69	320.50
6	Overtime Allowance	-	0.23	230.62	279.33	510.18
7	Night Weightage Allowance	1.27	0.00	57.11	29.92	88.30
8	Washing Allowance	0.00	0.00	5.36	2.27	7.63
9	Conveyance Allowance	0.00	0.24	46.38	17.52	64.14
10	Other Allowances (Incl. cafeteria allowance)	226.43	111.85	61.15	26.74	426.17
11	Total	1,119.38	591.08	2,908.63	1,301.27	5,920.36
12	Encashment of earned leave	120.85	32.52	276.61	129.19	559.17
13	Arrears of Pay	0.00	0.00	0.00	0.00	0.00
14	Productivity Linked Reward	9.60	6.56	40.54	14.53	71.23
15	Grand Total	1,249.83	630.16	3,225.78	1,444.99	6,550.76
	No. of Employees	59	44	230	91	424
	Average earning per employee	21.18	14.32	14.03	15.88	15.45

STATEMENT-5

Port employees & Non Port Employees Quarters Details on 31.03.2024

Type of Quarters	Port	Pensioner	Non Port	Total Occupational	Vacant	Total
Type-I	-	1	260	261	68	329
Type-II	12	6	164	182	70	252
Type-III	47	7	36	90	24	114
Type-IV	39	-	02	41	06	47
Type-V	15	-	1	16	05	21
Type-VI	2	-	-	2	-	2
Type-VII	1	-	-	1	-	1
Korkai	1	-	-	1	-	1
Total	117	14	463	594	173	767

V.O.CHIDAMBARANAR PORT AUTHORITY
Additional Schedule to Profit and Loss Account
Total Expenditure (including Finance and Misc. Expenses)

Amount in Rs.

Particulars	For the period ending	
	31st March 2024	31st March 2023
A. PAYMENTS AND PROVISIONS FOR EMPLOYEES:		
1. SALARIES, WAGES & BOUNS ETC.,		
i. Salaries, Allowances, Bonus & Including provision for Wage revision	6550,76,034	7018,08,955
2. CONTRIBUTION TO PROVIDENT AND OTHER FUNDS		
i. Contribution to Pension Fund	10456,00,000	10540,00,000
ii. Contribution to Gratuity Fund	420,00,000	(300,00,000)
iii. Contribution to New Pension Scheme	115,75,207	112,94,657
3. WORKMEN AND STAFF WELFARE EXPENSES		
i. Leave Travel expenses	37,864	11,633
ii. Medical expenses	1463,13,859	1572,75,296
iii. Nutrition to inpatients	3,23,271	3,24,821
iv. Stores (Medicines)	393,02,813	390,55,655
v. Stores (surgical)	9,00,632	8,45,953
vi. Scholarship, Prizes and Awards	5,26,107	4,92,732
Total (A)	19416,55,787	19351,09,702
B. OPERATING EXPENDITURE		
1. Consumption of stores and spare parts etc.,	-	-
2. Repairs to Plant and Machinery (Mech.)	329,48,823	144,28,844
3. Repairs to Buildings and Civil Structures	5155,64,177	4670,36,338
4. STORES CONSUMED	28,22,189	29,63,255
5. POWER FUEL, LUBRICANTS ETC.,		
i. Stores (Operational)	1172,78,537	1288,41,165
ii. Electric Power	1475,13,843	1522,00,133
6. OTHER OPERATIONAL EXPENSES		
i. Hire Charges for floating crafts including Patrol Boats	62,16,672	58,46,474
ii. Hire charges for vehicles	363,54,209	316,53,998
iii. Hire charges for Pvt. Tugs	1436,39,487	1456,35,000
iv. Security charges	1781,46,328	1855,31,324
v. Dredging charges	-	-
vi. Depreciation	3912,12,624	3994,43,412
TOTAL (B)	15716,96,889	15335,79,943

Particulars	For the period ending	
	31st March 2024	31st March 2023
C. GENERAL EXPENSES:		
i. Outsourced Contract Staff wages	680,66,462	705,75,004
ii. Rent, Rates and Taxes	122,54,908	383,42,548
iii. Audit fee	63,46,978	46,76,859
iv. Water charges	276,29,314	2081,01,523
v. Other expenses	29,54,645	38,32,077
vi. Insurance	765,47,743	693,26,435
vii. Travel expenses	85,71,253	57,80,465
viii. Furniture and office equipments	9,23,436	8,13,990
ix. Miscellaneous expenses	127,00,014	85,59,300
x. Advertisement and publicity	306,41,177	81,68,985
xi. Trustees' fee	-	-
xii. Entertainment	67,62,106	18,33,520
xiii. Books and periodicals	15,169	33,424
xiv. Legal and Professional charges	650,71,798	531,45,407
xv. Printing and publishing	45,04,517	29,15,629
xvi. Deputation to training courses	4,59,444	10,32,992
xvii. Licence fee	23,17,007	59,710
xviii. Telephones	37,13,623	12,53,798
xix. Research and Development	124,51,514	57,68,536
xx. Subscription	-	-
xxi. Contribution	1466,37,862	1320,98,222
TOTAL (C)	4885,68,970	6163,18,424
D. FINANCE EXPENSES:		
INTEREST EXPENSES		
i. Bank Charges & Other Misc. Expr.	1,55,090	44,50,000
ii. Interest on other Loans	-	2,12,869
Total (D)	1,55,090	46,62,869
E. PROFIT OR LOSS IN RESPECT OF TRANSACTIONS OF KIND NOT USUALLY UNDERTAKEN BY PORT OR UNDER IN CIRCUMSTANCES OF AN EXCEPTIONAL OR NON-RETURNS, IF MATERIAL IN AMOUNT		
i. Prior Period Expenses	-	-
ii. Contribution to Corporate Social Responsibility Scheme	529,58,773	300,00,000
Total (E)	529,58,773	300,00,000
TOTAL EXPENDITURE (A TO E)	40550,35,509	41196,70,938

(ASHOKA KUMAR SAHU)
Financial Adviser and
Chief Accounts Officer

APPENDIX-II
(Amount in ₹)

TUTICORIN PORT EMPLOYEES GENERAL PROVIDENT FUND TRUST
INCOME & EXPENDITURE ACCOUNT

Receipts		Payments	
Particulars	As at 31st March 2024	Particulars	As at 31st March 2024
Interest on Investments	157,68,931	GPF Expenditure	212
TOTAL	157,68,931	TOTAL	212
		Excess of Receipts over Payments	157,68,719

APPENDIX-III

TUTICORIN PORT EMPLOYEES GENERAL PROVIDENT FUND TRUST BALANCE SHEET

As at 31st March 2023	Liabilities	As at 31st March 2024	As at 31st March 2023	Assets	As at 31st March 2024
2023,37,545	Opening Fund Balance	2023,37,545		<u>Investments</u>	
-	Add: Fund-Subs. From Employees	571,46,452	2310,96,999	Investments including Fixed Deposits	2138,00,000
	Other Transferres	-	64,60,439	Accrued Interest on Investments	105,71,346
	Less: GPF Withdrawals	855,51,074	24,81,396	Fund Tds-Interest- Investment- Receivable	23,10,757
2023,37,545	Total	1739,32,923	114,04,559	Advances	4,77,207
	Gen. Revenue - Retained Earnings A/C.	160,91,423	75,080	Fund Transfer to Funds	114,04,559
160,91,423	Less: Interst for previous years transfer to Fund	-		Sundry Drs (Port)	-
160,91,423	Add: Current Year	157,68,719			
2184,28,967	Total	318,60,142		<u>Cash & Bank</u> <u>Balances</u>	
	Closing Fund Balance	2057,93,065		Bank Balance	16,48,238
	<u>Current Liabilities &</u> <u>Provisions:</u>			TOTAL	2402,12,107
344,15,082	Zero Balance clg	344,19,042	1,06,337		
3,960	death relief fund	-			
2528,48,010	TOTAL	2402,12,107	2528,48,010		

TUTICORIN PORT TRUST PENSION FUND TRUST
INCOME & EXPENDITURE ACCOUNT

(Amount in ₹)

Receipts		Payments	
Particulars	As at 31st March 2024	Particulars	As at 31st March 2024
Interest on Investments	13984,68,655	Commutation of Pension	642,13,985
		Pension Payments	12571,58,684
TOTAL	13984,68,655	TOTAL	13213,72,669
		Excess of Receipts over Payments	770,95,986

TUTICORIN PORT TRUST PENSION FUND TRUST
BALANCESHEET

As at 31st March 2023	Liabilities	As at 31st March 2024	As at 31st March 2023	Assets	As at 31st March 2024
180675,77,361	Opening Fund Balance	180675,77,361	179948,31,777	Investments	191215,28,378
-	Add: Other Transfers	30,68,451		Investments with LIC	
-	Add: Contribution	10456,00,000			
180675,77,361	TOTAL (A)	191162,45,812			
	Excess of Payments over Receipts				
-	Op. Balance	-			
-	During the year	770,95,986			
-	TOTAL (B)	770,95,986			
180675,77,361	Closing Fund Balance (A+B)	191933,41,798			
	Current Liabilities & Provisions:				
3,23,283	Sundry Creditors	3,12,835		Cash & Bank Balances	
78,61,933	Sundry Creditors(Employees) - control account	66,34,658	1108,24,959	Bank Balance	1135,17,764
47,97,527	Amount Due To Other Funds	47,97,527			
(744,63,081)	Zero Balance clg	(787,97,605)			
995,59,712	Pension Payables	1087,56,929			
181056,56,736	TOTAL	192350,46,142	181056,56,736	TOTAL	192350,46,142

APPENDIX-VI

**TUTICORIN PORT TRUST GRATUITY FUND TRUST
INCOME & EXPENDITURE ACCOUNT**

(Amount in ₹)

Receipts		Payments	
Particulars	As at 31st March 2024	Particulars	As at 31st March 2024
Interest on Investments	367,94,703	Payment of Gratuities	883,38,236
TOTAL	367,94,703	TOTAL	883,38,236
Excess of Payments over Receipts	515,43,533		

APPENDIX-VII

**TUTICORIN PORT TRUST EMPLOYEES GRATUITY FUND TRUST
BALANCE SHEET**

As at 31st March 2023	Liabilities	As at 31st March 2024	As at 31st March 2023	Assets	As at 31st March 2024
11470,74,208	Opening Fund Balance Add: Fund Contribution	11470,74,208 770,00,000	5063,07,594	Investments	4973,50,080
	Add: Adjustments/Transfers	(336,70,312)		Investments with LIC	
11470,74,208	TOTAL (A)	11904,03,896			
(6470,91,966)	Retained Earnings A/C - OB. Add: Add: Excess of payments over Receipts	(6470,91,966) (515,43,533)			
(6470,91,966)	TOTAL (B)	(6986,35,499)			
4999,82,242	TOTAL Fund Balance (A+B)	4917,68,397			
17,08,955 25,64,595	Current Liabilities & Provisions: Sundry Creditors Sundry Creditors(Employees) - control account	6,91,510 19,51,114	121,95,981	Cash & Bank Balances: Bank Balance	110,00,063
122,26,400 6,19,300	Amount due to employees Gratuity - Amount due to General Revenue	122,05,900 6,11,300			
1,89,773 7,070	Fund Amount Due zero clearance	6,59,777 (4,62,934)			
12,05,239	Misc. Deposits	9,25,079			
5185,03,574	TOTAL	5083,50,143		TOTAL	

CAPITAL SCHEMES - MORE THAN FIVE CRORES**(in Crores)**

Sl. No	Name of work	BE 2023-24	RE 2023-24	BE 2024-25
A. Civil Department				
<u>I. Existing Schemes</u>				
1	Widening of Port entrance	8.00	1.00	11.35
2	Levelling of peripheral ash pond at Hare Island	8.00	15.40	-
3	Development of Zone -B (strengthening of Berth)	1.00	0.50	0.70
4	Development of Coastal Employment Unit	1.00		
<u>II. New Schemes</u>				
5	Dredging at Port Entrance	1.00	-	5.00
6	Construction of RCC drain - Phase - II & Strengthening of escape road	2.00	-	5.00
7	Dredging in Front of NCB-III	1.00	-	100.00
8	Resurfacing of VOC road from western boundary to green gate		-	8.80
9	Providing cement concrete road at Zone - B		-	6.00
10	Resurfacing south breakwater road		-	9.90
11	Providing dolphin & retrofitting works at oil jetty		-	8.60
12	Acquisition of Warehouses from TNWHC		11.92	
Civil Engg Department Total (A)		22.00	28.82	155.35
B. Mechanical Engineering Department				
<u>I. Existing Schemes</u>				
1	5MW Solar Power plant	8.00	12.48	-
2	EPC for 2MW Wind Farm at VOCPT	7.00	8.49	-
3	Mechanisation of cargo evacuation -Providing new link conveyor+90000T stock pile from CJI ,CJII& NCB-I conveyors to coal yard near Yellowgate for handling coal on EPC Basis and O&M for a period of 5 years	7.00	-	-
<u>II. New Schemes</u>				
4	Upgradation of existing 22KV Electrical Substation of VOCPA to 110KV Substation Substation - Supply of power to new industries under CEU scheme	1.00	-	3.00
5	Battery Energy Storage Solutions (BESS)	1.00	-	0.10
Total MEE Department (B)		24.00	20.97	3.10
Grand Total (A+B) (More than Five Crores)		46.00	49.79	158.45

CAPITAL SCHEME – UPTO FIVE CRORES

Sl. No	Name of work	BE 2023-24	RE 2023-24	BE 2024-25
	A. Civil Department			
	<u>I. Continuing Schemes</u>			
1	Providing & Fixing Poly Coated Chain Link Security Fencing at South of South Breakwater including formation of BT road in VOC Port Trust	3.27	1.99	-
2	Resurfacing the existing Guest House Road & Jawaharlal Nehru Road at VOC Port Trust	0.10	0.40	-
3	Upgradation & Strengthening of loading platform with PCC at Coal Yard	2.00	2.36	-
4	Providing Wind barrier at Southern side of Phase-II Coal Stack yard at inside Green Gate	2.00	1.66	-
5	Board room renovation at admin office	0.25	0.50	0.09
6	Reconstruction of Operation building at Coal Jetty - I	0.25	0.20	0.05
7	Replacement of water supply line and sewage line	3.16	1.32	1.66
8	Conversion of officer's club to VIP suit	0.20	0.05	1.20
9	Providing RCC drain along side of VOC road	0.20	0.20	3.63
10	Renovation of Mini Conference hall at Admn Building		0.01	0.90
11	Resurfacing of internal colony roads		2.10	-
12	Construction of additional toilet building at Zone -B		0.25	-
13	Construction of building at 1st floor of Port dispensary		0.20	-
14	Construction of CISF security cabin building at Bunglow		0.05	-
15	Strengthening of North Breakwater	0.10	-	-
16	Extension of covered shuttle court arrangements	0.25		-
17	Conversion of Lemour building as Pilot Guest house	0.20		-
	Renovation and painting to the walls and steel structures of Transit Sheds, Warehouses and Office Buildings at inside Wharf and Green Gate		-	-
	<u>II. New Schemes:</u>			
18	VOC Port Heritage Museum	0.50	-	0.10
19	Special repairs to CJ - II	0.10	-	0.50
20	Construction of Seafarers Welfare Club at Additional berth Canteen Building	0.10	-	0.01

Sl. No	Name of work	BE 2023-24	RE 2023-24	BE 2024-25
21	Providing Domestic Water pump at CPA Bungalow and Port Community Hall at Zone B		0.12	-
22	Construction of morcha building		0.16	-
23	Construction of record room			0.90
24	Repairing of Warehouse No:1 to 15 near World Trade Avenue at VOCPA			3.96
25	Toilet at coastal berth			0.10
26	Replacing of motor & pipe, cable at 1MGD scheme			0.30
27	Study for Zone B development			0.20
	Total Civil Department (A)	12.68	11.57	13.60
	B. Mechanical Engineering Department			
1	Replacement of old cooling equipments	0.05	0.39	-
2	Street light poles in the left side area of link road from SEPC roundana to CMFRI, at beach road	0.46	0.57	-
3	Drone surveillance system for VOCPA	0.42	0.42	-
4	Supply and installation of Video Management & Recording and allied accessories for the CCTV system in Port including installation of CCTV cameras in Port Administrative Building, Zone - B, Township & Operational areas of VOC Port Trust	1.00	1.00	-
5	Supply installation, testing and commissioning of 1no thermal camera in the waterfront side of Port	0.27	0.15	-
6	Supply, installation testing and commissioning main telephone exchange in Port Administration Building and a sub exchange in Port Hospital, Zone B and Red Gate	0.10	0.44	-
7	Revamping of existing HT panels at Red gate and oil jetty control room	0.50	2.25	-
8	Supply, installation and commissioning of Energy management systems with smart metering	0.30	0.01	0.50
9	Supply, Installation of OFC cables and allied accessories for convergence of IT/ Phone/ CCTV/ RFID/ VTMS/ Electrical data etc in outside operational are and Zone B (Phase 2)	1.26	0.08	1.22
10	Providing/Shifting of street lights, supply & installation of lawn lights in service road, Quarters, etc	0.15	0.15	0.49
11	Improvement of illumination in Zone A & Zone B	0.10	0.95	0.10
12	Supply installation, Testing and commissioning of flap barrier with biometric Access Control System in entrance of Port Administration Building.	0.11	-	-
13	Replacement of Outdoor type HT structures by RMU with load Break Switch in Point of Supply of HTSCNo.36 and VOC Port feeder-TANGEDCO	1.17	0.32	-
14	Illumination of reclaimed area at south of South Break Water proposed for Storage of wind mill Blades/tower	-	0.63	-
15	Procurement of Innova car	-	0.17	-

Sl. No	Name of work	BE 2023-24	RE 2023-24	BE 2024-25
16	Procurement of Charging Station	-	0.09	-
17	Power supply through additional feeder from TANGEDCOSS bear Roch Park	0.40	-	-
	II. New Schemes			
18	*380KWSolarPowerPlants(*400KW)	0.64	-	0.50
19	Supply, Installation, Testing& Commissioning of Transformers along with switchgears and allied cabling works on plug& ply basis at various locations in VOC Port premises	0.50	-	0.50
20	Revamping of Tamil Nadu warehouse		-	0.20
21	Design, Manufacture, Supply, Erection, Testing and Commissioning of 2Nos. LT Floor mounted Steel cubical outdoor type piller box		-	0.11
22	Passenger Lift for Port Administration Building		-	0.50
23	Engineering, Procurement and Construction (EPC) contract for Design, Engineering, Supply, Construction, Site Development, Erection, Testing, Commissioning, Grid Synchronization of Small Wind Turbines with total capacity of ~100KW at VOCPA along with Operation & Comprehensive Maintenance for 20 years		0.10	4.40
	Total MEE Department (B)	7.43	7.72	8.52
	C.EDP			
1	Digitalisation of VOC Port records		0.13	
	New Schemes			
2	Revamping of Entire Network in VOC Port	0.20		1.00
3	Upgradation of ERP			1.00
	Total EDP (C)	0.20	0.13	2.00
	D. Marine Department			
	I. Continuing Schemes:			
1	Procurement of 3 Day light Navigational Transit Light for Zone A Leading Towers.	0.20	-	0.20
2	Purchase of VTS Equipments and Port Control Communication Equipment /Procurement of equipment as recommended by M/s. NTCPWC in phase I & II for upgradation of VTS (Purchase of VTS Equipments and Port Control communication equipment) Procurement of VHF & AIS by M/s. NTCPWC, IIT Chennai	1.00	0.01	1.35
3	Procurement of 2nos. of Out board Engines for OSRE Boat for VOC Port	0.15	-	-

Sl. No	Name of work	BE 2023-24	RE 2023-24	BE 2024-25
	II. New Schemes			
4	Procurement of VHF/Base station for VOC Port Shipping Movements		0.24	-
5	Procurement of Buoys for VOC Port		-	0.88
	Total Marine (D)	1.35	0.25	2.43
	E. Medical Department			
1	Procurement of Medical equipments		0.01	0.01
	Total Medical Department (E)	-	0.01	0.01
	F. All Departments			
1	Miscellaneous expenditure to meet urgent needs	0.50	0.50	0.50
	Total Misc All Departments (F)	0.50	0.50	0.50
	Grand Total for Non-Plan (A+B+C+D+E+F)	22.16	20.17	27.06
	Over all Grand Total (I+II)	68.16	69.96	185.51

CAPITAL SCHEME MORE THAN FIVE CRORES PLAN WORKS AWARDED IN 2023-24

Sl. No	Name of Work	Agreement No	Work Order Value (Rs. In Lakhs)	Status
1	Special repairs to dilapidated jetty at Zone B in VOC Port	40CE/2023-24	100.00	Work is in progress
2	Providing Cement Concrete roads at Zone-B in VOC Port	49CE/2023-24	456.34	Work is in process

APPENDIX- XA**CAPITAL NON PLAN WORKS AWARDED IN 2023-24**

Sl. No	Name of Work	Agreement No	Work Order Value (Rs. In Lakhs)	Status
1	Replacing the existing water supply line and sewage line at the Harbour Colony area in VOC Port	01CE/2023-24	298.66	Work is in progress
2	Providing and fixing poly coated chain link security fencing at South Break Water in VOC Port	04CE/2023-24	199.59	Work Completed
3	Levelling of Peripheral Ash pond area at Hare Island in VOC Port	05CE/2023-24	1540.32	Work is in progress
4	Construction of CISF security cabin building and miscellaneous works at CPT Bungalow in Zone-B	20CE/2023-24	3.54	Work Completed
5	Construction of Additional toilet building at Zone-B in VOC Port	26CE/2023-24	19.14	Work Completed
6	Construction of Armed Morcha building, Barbed wire fencing at water front and repair and renovation of existing damaged watch tower along the perimeter wall at Zone-B area	29CE/2023-24	12.06	Work Completed
7	Providing Domestic water sumps at CPA bungalow and Port Community Hall at Zone-B	32CE/2023-24	8.49	Work Completed
8	Resurfacing the existing internal roads of Port Qtrs area in VOC Port	38CE/2023-24 48CE/2023-24	456.59	Work is in progress
9	Construction of RCC drain at either side of VOC road from TTPS roundana to VOC statue in VOC Port	50CE/2023-24	294.09	Work is in progress

PLAN WORKS (CAPITAL) IN PROGRESS 2023-24

Sl. No	Name of Work	Agreement No	Work Order Value (Rs. In Lakhs)	Status
1	Special repairs to dilapidated jetty at Zone B in VOC Port	40CE/2023-24	100.00	Work is in progress
2	Providing Cement Concrete roads at Zone-B in VOC Port	49CE/2023-24	456.34	Work is in progress

APPENDIX- XII**NON PLAN WORKS (CAPITAL) IN PROGRESS 2023-24**

Sl. No	Name of Work	Agreement No	Work Order Value (Rs. In Lakhs)	Status
1	Replacing the existing water supply line and sewage line at the Harbour Colony area in VOC Port	01CE/2023-24	298.66	Work is in progress
2	Levelling of Peripheral ash pond area at Hare Island	05CE/2023-24	1540.32	Work in progress
3	Resurfacing the existing internal roads of Port Qtrs area in VOC Port	38CE/2023-24 & 48CE/2023-24	456.59	Work in progress
4	Construction of RCC Drain at either side of VOC Road from TTPS roundana to VOC statue in VOC Port Authority	50CE/2023-24	294.09	Work in progress

PLAN WORKS (CAPITAL) COMPLETED 2023-24

Sl. No	Name of Work	Project Cost (Rs. In Lakhs)	Date of Commencement	Actual date of completion
NIL				

APPENDIX- XIV**NON PLAN WORKS (CAPITAL) COMPLETED 2023-24**

Sl. No	Name of Work	Project Cost (Rs. In Lakhs)	Date of Commencement	Actual date of completion
1	Providing Wind Barrier at Southern side of Phase-II coal stack yard at inside Green Gate in VOC Port	192.46	14.11.2022	12.08.2023
2	Providing and fixing poly coated chain link security fencing at South of South Breakwater in VOC Port	199.59	10.04.2023	09.10.2023
3	Construction of CISF security cabin building and miscellaneous works at CPT Bungalow in Zone-B	3.54	18.10.2023	13.12.2023
4	Construction of Additional toilet building at Zone-B in VOC Port	19.14	23.11.2023	22.04.2024
5	Construction of Armed Morcha building, Barbed wire fencing at water front and repair and renovation of existing damaged watch tower along the perimeter wall at Zone-B area	12.06	19.12.2023	18.04.2024
6	Providing Domestic water sumps at CPA bungalow and Port Community Hall at Zone-B	8.46	21.12.2023	12.03.2024

SANCTIONED PLAN WORKS FOR THE YEAR 2023-24

Sl. No	Name of Work	Sanctioned Amount (Rupees in Crore)
1	Resurfacing of VOC Road from Green Gate to Western boundary in VOC Port	8.60
2	Resurfacing the Bituminous surface in SBW approach arm road from green gate to entrance of VOC wharf, Operational backup area with road from Berth – I to IV in VOC wharf & Eastern arm at inside green gate	9.55

SANCTIONED NON PLAN WORKS FOR THE YEAR 2023-24

Sl. No	Name of Work	Sanctioned Amount (Rupees in Crore)
1	Construction of New toilet block at Port Community Centre in Zone – B	0.39

GREEN PORT INITIATIVE 2023-24**(MECHANICAL)**

Sl. No	Project Name	Project Cost (in.Crs)	Status
1.	20 Nos of e-cars	6.12	As on date, 20 nos of e-cars are in service at VOCPA.
2.	5 MW Ground based Solar Power Plant in VOCPA through EPC.	26.70	Works Completed. Inaugurated by the Hon'ble Prime Minister on 17.10.2023. Power Generation Started.
3.	2 MW Wind Farm at VOC Port on Capex model.	18.38	Works Completed. Inaugurated by the Hon'ble Prime Minister on 17.10.2023. Power Generation Started
4.	400 KW Roof top Solar plant at various locations of VOCPA.	2.00	Financial bid evaluation completed. Work order to be issued.
5.	Supply of 4 Nos. of Electric Buses for VOCPA on Wet lease for a period of 5 years through GeM Portal	7.17	Financial bid evaluation Completed. Work order to be issued.
6	Setting-up of Public e-charging station	0.09	VOCPA has already installed 5 Nos.of Charging stations at various locations in VOCPA premises for utilization by public, with a view of charging the e-vehicles moving in and out of the Port.



Shri T.K. Ramachandran, IAS, Secretary to the Government of India, Ministry of Ports, Shipping and Waterways, inaugurated e-vehicle charging station at Port premises on 06.09.2023.



Shri T.K. Ramachandran, IAS, Secretary to the Government of India, Ministry of Ports, Shipping and Waterways, inaugurated a new building for Harbour Primary School on 06.09.2023.



On 10.05.2023, Shri Sarbananda Sonowal, Hon'ble Union Minister of Ports, Shipping, and Waterways, presented the 'Sagar Shreshtha Samman' Award to the Port for its overall performance during the year 2022-23, during the launch of the 'Harit Sagar' Green Port Guidelines, at New Delhi. The award was received by Shri T.K. Ramachandran, IAS, Chairperson, VOCPA.



Shri Shantanu Thakur, Hon'ble Union Minister of Ports, Shipping and Waterways inaugurated the Direct Shipping Service connecting VOC Port in Tuticorin to Male, in the presence of Shri T.K. Ramachandran, IAS, Chairperson, V.O.C. Port Authority and Senior Officers of the Port on 05.05.2023.